

Military Statistics

Edition 2014, Version 1.0

Directorate Air Traffic Management
Civil-Military ATM Coordination Division

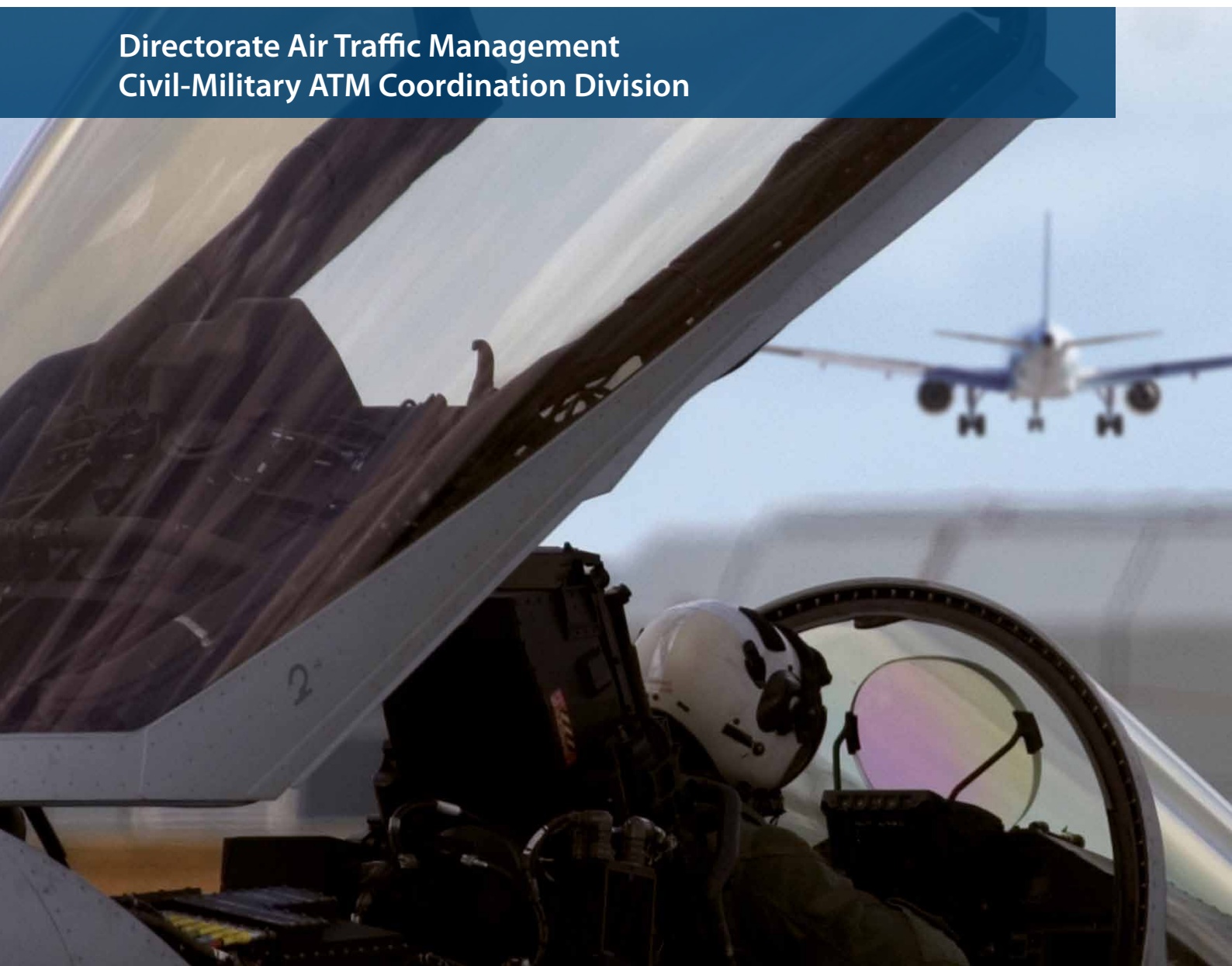




TABLE OF CONTENTS

SOURCES	1
STATE AIRCRAFT FLEET	2
STATE AIRCRAFT FLYING GAT	3
STATE AIRCRAFT FLYING OAT	10
EUROPEAN STATE AIRCRAFT AIR FLEET	11

SOURCES

The 2014 edition of the brochure is based on the 2013 figures derived from EUROCONTROL's Central Route Charges Office (CRCO) for the GAT IFR data, and from EUROCONTROL Members States for OAT and military fleets.

2013 data for the military fleets, however, have not been provided by all Member States. In such cases we provide the data derived from open sources in 2012.

As this is an on-line publication only, we will be pleased to update it as soon as more feed back from users is provided. Please contact us at cmac.contact@eurocontrol.int.



STATE AIRCRAFT FLEET

AIRCRAFT	ECAC		USA*	TOTALS	
Combat aircraft	3365	(3373)	3393	6758	(6766)
Large aircraft	949	(990)	2264	3213	(3254)
Light aircraft	1390	(1429)	2778	4168	(4207)
Helicopters	3733	(3792)	5277	9010	(9069)
TOTALS	9437	(9584)	13712	23149	(23296)

(2012 figures between brackets)

* USA figures refer to the total US fleet. Main impact on European ATM comes from the AMC (Air Mobility Command) which reaches European airspace from many origins (most from US). Figures are from the previous year, since 2013 figures have not been provided

Table 1: European and US State Aircraft Fleet – Total Numbers 2013

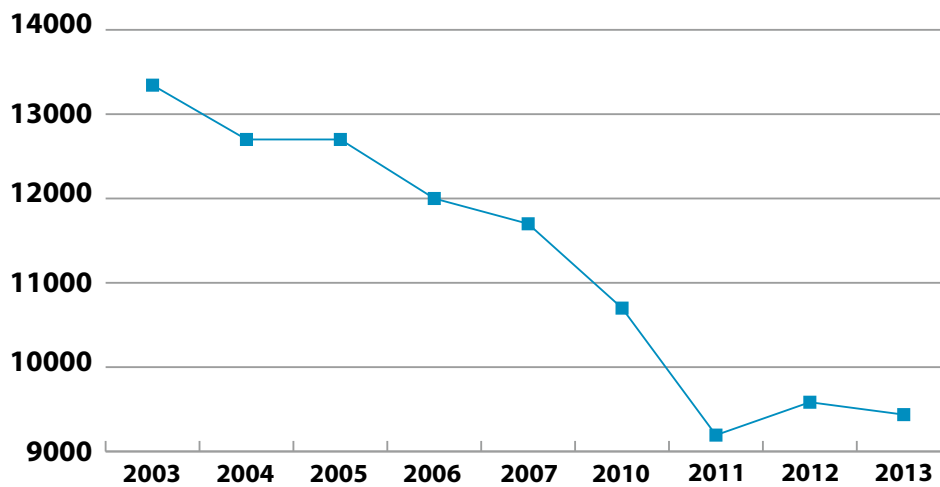


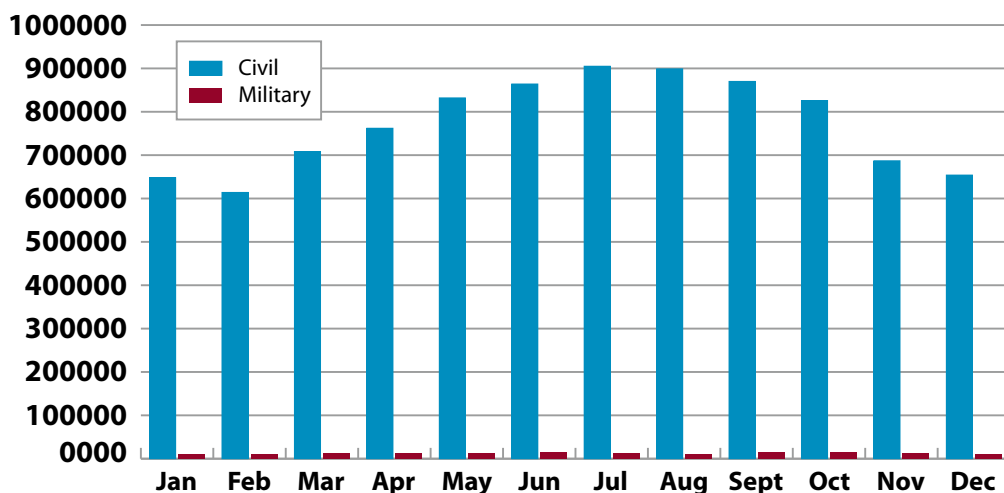
Figure 1: ECAC State Aircraft Fleet

STATE AIRCRAFT FLYING GAT

Month	Civil		Military		Total		Military as % of totals	
January 2013	647973	(679749)	11701	(12522)	659674	(692271)	1.77	(1.81)
February 2013	614095	(652375)	11771	(12364)	625866	(664739)	1.88	(1.86)
March 2013	708212	(749449)	12413	(14977)	720625	(764426)	1.72	(1.96)
April 2013	761869	(761352)	13507	(13021)	775376	(774373)	1.74	(1.68)
May 2013	832570	(839674)	13552	(14666)	846122	(854340)	1.60	(1.72)
June 2013	864394	(870643)	14269	(15036)	878663	(885679)	1.62	(1.70)
July 2013	905973	(907027)	13353	(13129)	919326	(920156)	1.45	(1.43)
August 2013	899113	(896688)	11394	(11372)	910507	(908060)	1.25	(1.25)
September 2013	870432	(864184)	14562	(14627)	884994	(878811)	1.65	(1.66)
October 2013	826533	(823546)	14949	(14321)	841482	(837867)	1.78	(1.71)
November 2013	687636	(689598)	13441	(13074)	701077	(702672)	1.92	(1.86)
December 2013	654602	(642197)	10356	(10028)	664958	(652225)	1.56	(1.54)
TOTAL	9273402	(9376482)	155268	(159137)	9428670	(9535619)	1.65	(1.68)

(2012 figures between brackets)

Table 2: Civil and Military GAT in ECAC Airspace



STATE AIRCRAFT FLYING GAT

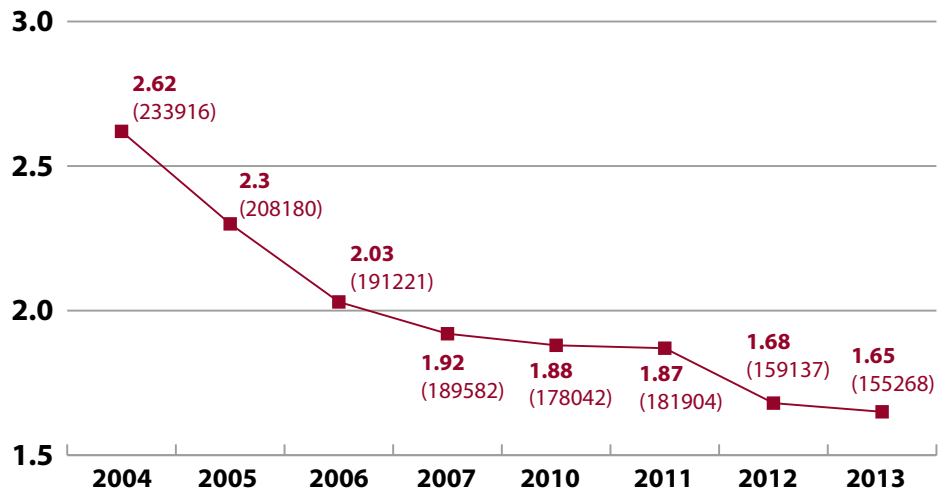


Figure 2: Military GAT as Percentage of Total number of flights
(total number of flights between brackets)

Military GAT flights continue to decrease both in absolute numbers and in percentage compared with total number of flights (civil and military).

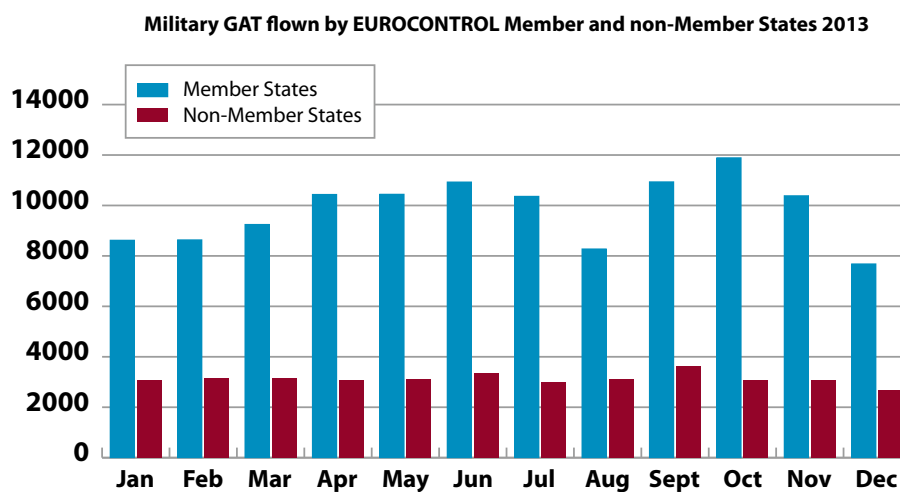
Nation	Flights	%
LATVIA	1	0.00%
CROATIA	5	0.00%
MALTA	40	0.03%
UKRAINE	97	0.08%
SERBIA	139	0.12%
SLOVAK REPUBLIC	140	0.12%
SLOVENIA	286	0.24%
NORWAY	358	0.30%
BULGARIA	362	0.30%
LITHUANIA	465	0.39%
ARMENIA	511	0.43%
TURKEY	547	0.46%
IRELAND	562	0.48%
SWEDEN	641	0.54%
DENMARK	676	0.57%
ROMANIA	725	0.61%
HUNGARY	990	0.84%
CZECH REPUBLIC	1110	0.94%
PORTUGAL	1316	1.11%
NETHERLANDS	1815	1.54%
SWITZERLAND	1918	1.63%
AUSTRIA	2525	2.14%
GERMANY	2995	2.54%
BELGIUM	3029	2.57%
GREECE	4296	3.64%
FINLAND	5930	5.03%
POLAND	6952	5.89%
UNITED KINGDOM	7226	6.12%
SPAIN	11767	9.97%
ITALY	29890	25.34%
FRANCE	30639	25.97%
total	117953	100%

Table 3: Military GAT by EUROCONTROL Member States

STATE AIRCRAFT FLYING GAT

Nation	Flights	%
GABON	38	0.10
CHILE	39	0.10
EQUATORIAL GUINEA	53	0.14
TUNISIA	66	0.18
INDIA	67	0.18
OMAN	120	0.32
JORDAN	125	0.33
KUWAIT	126	0.34
BRAZIL	154	0.41
ALGERIA	189	0.51
PAKISTAN	212	0.57
ISRAEL	236	0.63
UNITED ARAB EMIRATES	277	0.74
EGYPT	302	0.81
QATAR	304	0.81
CANADA	766	2.05
SAUDI ARABIA	807	2.16
NATO (NAPMA, NAMA)	1148	3.08
RUSSIAN FEDERATION	1188	3.18
MOROCCO	1710	4.58
UNITED STATES	29074	77.91
Others	314	0.84
total	37315	100

Table 4: Military GAT by EUROCONTROL non-Member States



Military GAT broken down by country of registration shows the following 'top 5 airspace users':

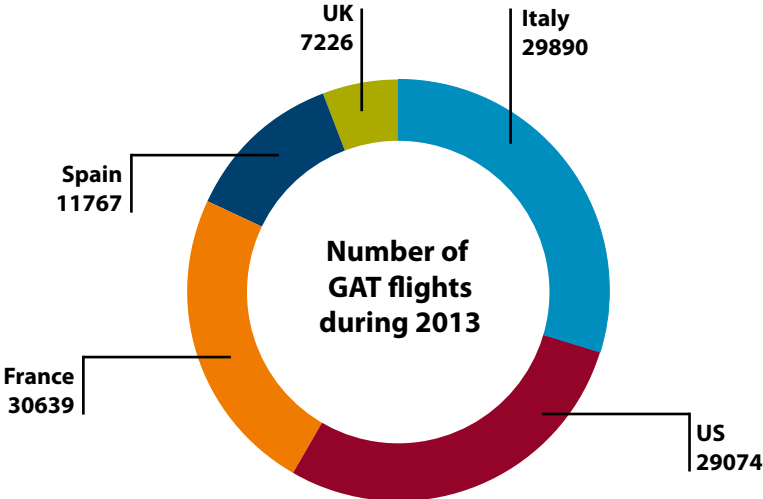


Figure 3: Military GAT per country of registration

223 different military aircraft types flew GAT during 2013. Table 5 reflects the more common types.

Aircraft type	Flights
C130 Hercules	12914
C17 Globemaster	11556
TBM700 Socata	6264
E121 Xingu	4853
CN295 CASA	5159
C130J Hercules	4557
C160 Transall	3568
P180 Avanti	4294
B212 Augusta Bell	3105
Pilatus PC12	4692
A109 Augusta Westland	2980
K135R	3606
B412 Augusta Bell	2815
CN235 Nurtanio	3932
Falcon 900	3018

STATE AIRCRAFT FLYING GAT

Aircraft type	Flights
F18 Hornet	1905
BE20 Beech King	2331
C27J Spartan	2500
F16 Falcon	2831
Learjet 35	1595
C5 Galaxy	1612
Falcon 50	1501
CASA 101	2062
Airbus 310	1444
Bell UH-1H	1653
P3 Orion	1367
Eurocopter PUMA	1261
Eurofighter	1540
Antonov 28	1612
Dornier 228	1309
F5 Tiger	1263
Aerospatiale AS32	1363
Airbus MPA 319	1194
DC-10	1134
Falcon 100	1847
A332	1383
A139	1331
IL76	1217
AS55	1148
NH90	1093
HAWK	1005
OTHERS (< 1000 flights)	37454
Total	155268

Table 5: Military GAT by Aircraft Type

Military GAT broken down by type of aircraft shows the following split in airspace use:

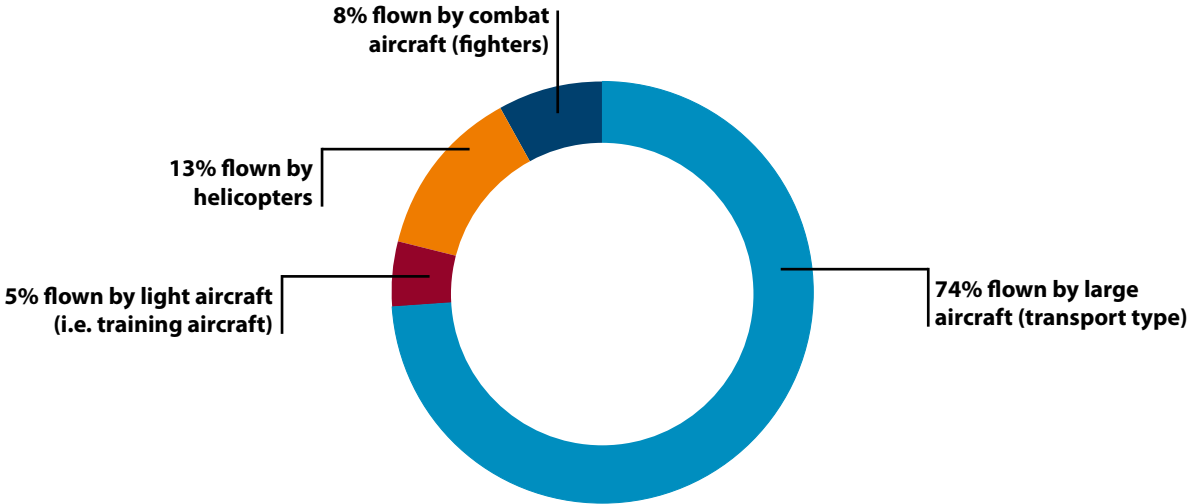


Figure 4: Military GAT per aircraft type

Military GAT split by flight level (FL) shows the following figures for 2013: Figure between brackets provides difference over 2012.

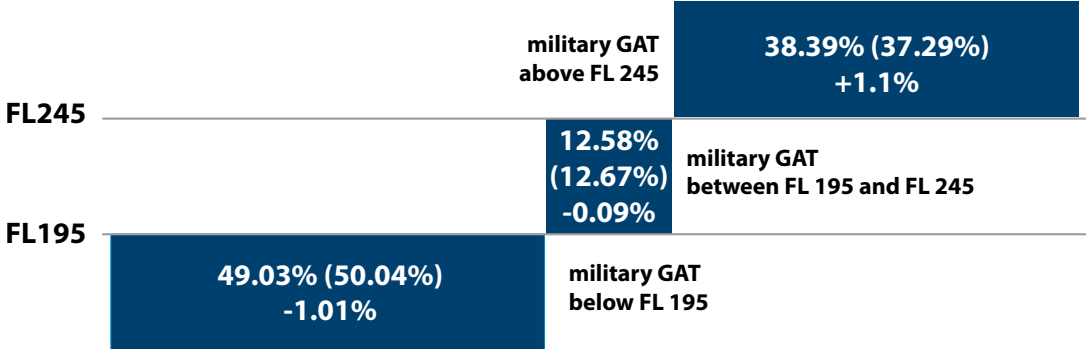
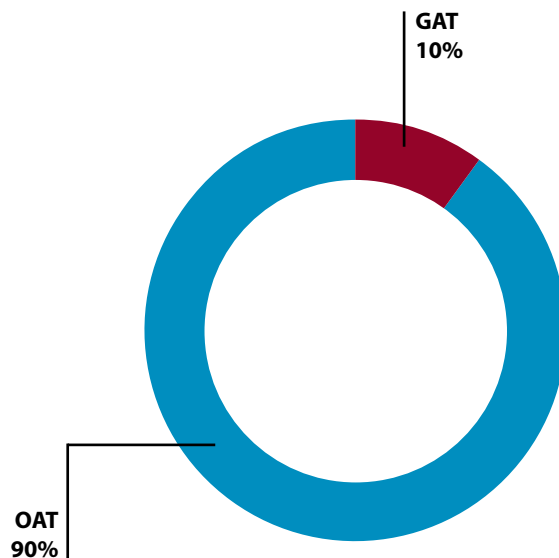


Figure 5: Military GAT per flight level

STATE AIRCRAFT FLYING OAT

Member State	Total Number of OAT flights	Comparison with OAT Flights in 2012	OAT as percentage of total military flights
CZECH REPUBLIC	23282	minus 15%	95.44%
GERMANY	26641	minus 20%	89.88%
SWEDEN	24500	minus 9%	97.45%
UNITED KINGDOM	50206	minus 7.14%	87.41%
CROATIA	not provided	no data available	93%

It is expected that this section dealing with OAT flights will get more attention in the future. For the time being the data available is limited. The only rough conclusion at the present moment is that military flying split approximately into:



EUROPEAN MILITARY AIR FLEET

Data shaded in green has been provided by the nations for 2013.

All other data is taken from last year edition.

STATE	Combat Aircraft (fighters)	Transport-type Aircraft	Light Aircraft (i.e. trainers)	Helicopters	Para mil/RPA	Remarks
ALBANIA				23 (AS532, AW109, AB-205, AB-206, EC145)		Total: 23
ARMENIA	17 (MiG-25, Mi-9 EW, Su-25)	3 (Il-76)	4 (L-39)	29 (Mi-24, Mi-8, Mi-2)		Total: 53
AUSTRIA	37 (Eurofighter, Saab 105)	3 (C-130)	20 (PCT, PC7))	67 (S70 Blackhawk, AB 212, Alouette III, OH58)		Total: 127
AZERBAIJAN	45 (MiG-21/25/29, Su-24/25)	1 (Tu 134)	12 (L-39)	54 (Mi-2/8/17/24/35)		Total: 112 on order: 18 Mi-8/17
BELGIUM	49 (F-16A)	16 (A330, A400M, C-130H, EM135/145)	71 (Alpha Jet, F-168, SF-260)	30 (AW109, NH90, SA316, Sea King 48)	RPA: MBLE Epervier; Gatewing X-100, B-Hunter	Total: 166 on order: 7 A400M, 10 NH90
BOSNIA AND HERZEGOVINA	18 (G4, J-1, J-22)			20 (Mi-8/17, SA 341/342, UH-1H)		Total: 38
BULGARIA	35 (MiG-21/29, Su-25)	4 (An-30, C-27J, PC-12)	11 (Bell 206, PC-9)	19 (AS532, Mi-8/17, AS365)	RPA: RUM-2MB, M-200, UtRUM, P-200, NITI	Total: 69
CROATIA	9 (MIG-21bis)	6 (Bombardier CL 415)	25 (PC-9M, Zlin-242, AT-802A/F)	29 (Mi-8MTV, Mi-171Sh, Bell-206B)		Total: 69
CYPRUS		1 (BN-2)		18 (AW 139 SAR, Mi-35, SA 342)		Total: 19
CZECH REPUBLIC	32 (JAS-39, L-159)	17 (C-295, L-410, Yak-40, CL-601, A319)	4 (L-39)	52 (Mi-8, Mi-24/35, Mi-17/171, W-3A)		Total: 105
DENMARK	47 (F-16A/B)	7 (C-130J, Challenger 604 MPA)		29 (AS550, AW101, Lynx 90))		Total: 83 on order: 48 F-35A, 9 MH-60R
ESTONIA			5 (L-39, R44)			Total: 5
FINLAND	103 (F-18C, F-18D, various Hawk)	23 (F27, C295, Learjet 35, PC-12NG, M-290TP)		21 (MD500, NH90)	RPA: MASS mini-RPA Recce	Total: 147 on order: 15 Hawk, 6 NH90

EUROPEAN MILITARY AIR FLEET

STATE	Combat Aircraft (fighters)	Transport-type Aircraft	Light Aircraft (i.e. trainers)	Helicopters	Para mil/RPA	Remarks
FRANCE	359 (Mirage, Rafale, Super Etendard)	146 (A 310/330/340, A400M, TBM 700, C-130/160, CN 235, DHC-6, E-3F, E-2C, C/KC-135, Falcon 10/50/200, ATL-2)	279 (Alpha Jet, EMB 121, G-120, SR20/22, TB30, PC-6, TBM700, DHC6)	449 (NH90, various AS, various SA, EC 135/145, Tiger, Lynx)	RPA: Sperwer, various Dassault & Lehmann RPA, Sagem, EADS	Total: 1233
FYROM				12 (Mi-17/24, UH-1H)		Total: 12
GEORGIA	11 (Su-25)	2 (An-28)	8 (L-29/39)	34 (Mi-8/14/24, UH-1H)	RPA capability	Total: 55
GERMANY	212 (Eurofighter, Tornado)	83 (P3-C Orion, Do 228 LM C-160, A 310, A 340, Golbal 5000)	39 (T38)	360 (CH-53, Bo105, NH90, Tiger, UH-1D, EC 135, Lynx, Sea King 41)	155 RPA	Total: 849
GREECE	269 (A-7E, F/RF-4E, F-16C/D, Mirage)	52 (Bombardier 215/415, C-130 B/H, EMB145, P-3B, C-27J, King Air 200)	91 (T-6A, TA-7C, T-2C/F)	224 (AS332, AW109, S-70, Bell 205/206/212, SA319, CH-47DG/SD, AH-64A/D, NH90, UH-1H, NH-300C)	RPA: HAI Pegasus, EADS 3 Sigma, various BSK Defence	Total: 636 on order 30 NH90
HUNGARY	12 (Gripen C)	5 (An-26)	2 (Gripen D)	18 (Mi-8/17/24/25/35)		Total: 37
IRELAND		10 (2xCN35; 5xFR172, 1xG4, 1xLJ45, 1xPBN Defender)	7 (PC-9)	10 (4xEC35, 6xAW139)		Total: 27
ITALY	317 (AMX, Eurofighter, Tornado ECR/IDS, M-346, MB339, SF260, AV-88)	81 (ATL-1, G222/550, Gulfstream III, P166/180, KC 130J/767, C-27J/130J, Dornier 228)	2 (TAV-88)	421 (AW101/109/129, AW/HH139, Bell 205/206/212/412, HH-3F, NH500, NH90, CH-47C/F, ASH/SH-3D)	RPA: Mirach 26/150, various Selex and Alenia, Nimbus, Aermatica Spa	Total: 821 on order: 37 Eurofighter, 90 F-35A/B, 1 ATR 71 (MPA), 3 ATR 72, 2 G550 (AEW), 15 AW101, 7 AW/HH139, 13 M-346, 20 CH-47C/F, 93 NH90)
LATVIA				5 (Mi-2/17)	RPA: Penguin B, Varna	Total: 5
LITHUANIA		3 C-27J 'Spartan' 2 L-410 UVP 'Turbolet' 2 An-2	1 L-39ZA 'Albatross' 1 Jak-18T	1 Mi-17 8 Mi-8		Total: 18

STATE	Combat Aircraft (fighters)	Transport-type Aircraft	Light Aircraft (i.e. trainers)	Helicopters	Para mil/RPA	Remarks
LUXEMBOURG						on order: 1 A 400 M
MALTA		4 (BN-2, King Air 200)	4 (Bulldog)	3 (SA-316)		Total: 11
MOLDOVA		1 (An-26)		4 (Mi-8)		Total: 5
MONTENEGRO	9 (G4)			4 (SA341/342)		Total: 13
THE NETHERLANDS	68 (F16)	7 (KDC-10, C-130H, DC-10)	13 (PC-7)	68 (AB412, AH-64D, AS532, CH-47D/F, NH90)	coastguard: 2 Dornier; RPAS: ScanEagle (digital) 2 systems of 3 air vehicles each, ScanEagle (analogue) 1 system of 5 air vehicles; mini UAV: Raven, 25 systems of 3 air vehicles each	Total 158; under procurement: 11 NH-90, 1 MALE UAV system with 4 air vehicles (2016+); short-range tactical UAV replacement of ScanEagle: 5 systems with 2+ air vehicles each, flexible payload (2015+)
NORWAY	57 (F-16)	4 C-130 6 P-3 3 DA-20	16 (Saab T-17)	5 Mk-48 12 Mk-43 18 B-412 2 NH-90		Total: 123 (12 NH-90 on order to replace old types)
POLAND	128 (F-16C/D, MiG-29, Su-22)	53 (C-130E, C295, M/An-28)	70 (PZL-130TC-I/II)	248 (Mi-2/8/17/24, W-3, SW-4, SH-2G)	RPA: Pteryx, HOBbit, various SKNL, FlyEye, Tarkus	Total: 499 on order: 3 C295, 6 M/An-28, 5 W-3
PORTUGAL	50 (FA-16A/B, Alphajet)	39 (C295, P-3C, C-130H, TB-30)		25 (AW 101, SA 316, Lynx)	RPA: PITVANT, PERSEUS, Quad-/Octocopter, Tekever	Total: 114 on order: 6 KC-390
ROMANIA	55 (MiG-21, IAR 99)	10 (C-27J, C-130/H, An-30)		70 (IAR/SA330, SA330)	RPA: IAR-T, Argus S + XL	Total: 135 on order: 2 C-27J
SERBIA	69 (G2/4, J22, MiG-21/29)	2 (An-26)	7 (Lasta 95, Piper Seneca V)	77 (Mi-8, SA341/342)	RPA: IBL-2000, Gavran, Nikola Tesla-150, Vrabac, Pegaz)	total: 155 on order: 8 Lasta 95
SLOVAKIA	12 (MiG-29)	2 (An-26)	9 (L-39)	19 (Mi-2/8/17)		total: 50 on order: 2 C-27J
SLOVENIA		1 (L-410)	21 (PC-9, PC6, Z-143, Z-242)	16 (AB-412, AS-532AL)	police 6 (AB-206/212/412, A-109, EC-135)	Total: 44

EUROPEAN MILITARY AIR FLEET

STATE	Combat Aircraft (fighters)	Transport-type Aircraft	Light Aircraft (i.e. trainers)	Helicopters	Para mil/RPA	Remarks
SPAIN	198 (EF-18A/M + /B, Eurofighter, Mirage F1M, F-5M, AV-8B)	94 (KC-130H, B-707, C-130H, CASA C212, CASA C295, Citation II/VI/VII, CN235, Falcon 20, Falcon 900, A310, Canadier 215T, P-3M)	128 (C-101, T-35, C-90 y F33C Bonanza)	190 (AB-212, H-500.SH-3D, SH-60H, HA-15, HA-28, HE-26, HU-26, HT-17, HT-27, HU-10, HU-18, HU-21, HD-19, HD-21, HE-24)	RPA: PASI, SIVA, RAVEN	Total: 610 on order : 45 Eurofighter, 27 A400M, 6 SH-60F, 18 Tiger, 45 NH90.
SWEDEN	85 (Gripen C/D)	18 (Gulfstream G-IV, G550, Saab 340, KC-130H, C-130H, Sabreliner 40)	45 (Saab 105)	48 (AS332, NH90, UH-60M, AW109)	RPA: SHARC, SAAB, SybAero, Europe Spy Owl 200 + 300	Total: 196 on order: 60 Gripen E, 14 NH90
SWITZERLAND	86 (F-5E/F, F/A-18C/D)	20 (King Air B300C, Falcon 900EX, Twin Otter, Beech 1900D, Citation Excel, PC-6)	44 (PC-7/9/21)	46 (AS332/532, EC635)		Total: 196 4 RPA Ranger on order: 22 Gripen
TURKEY	4 RPA Ranger	95 (CN235, KC-135, C-130B/E, A-160, King Air)	140 (KT-1, T-37/38)	449 (AS532, UH-1H, SF-260, AH-1P/S/W, Bell 204/205/206/212, CH-47F, CH-58, S-70, T-70. T-129)	RPA: various TAI, Bayraktar, VESTEL, Marti, Pelikan, Globiha Mini, Atlantis Aeroseeker	Total: 1146 on order: 10 F-16C, 9 F-16D, 100 F-35A, 10 A400M, 6 T-70, 16 KT-1, 6 CH-47F, 43 S-70/T-70, 100 T129, 10 ATR 72
UKRAINE		37 (An-24/26/30, Il-76, Tu-134)	9 (L-39)	84 (Mi-8/14/17/24, Be-12, Ka-27/29)		Total: 307 on order: 3 An-70
UNITED KINGDOM	347 (Typhoon, Tornado, Hawk T1, Hawk T2)	88 (Islander, Sentry, Sentinel, King Air, Voyager, Tristar, BAe 125, BAe 146, C-17, C130J, RC 135)	302 (G115 Tutor, Tucano T1, Vigilant, Viking)	422 (A109, Bell 212, Chinook, Merlin, Puma Mk II, Sea King, Apache AH1, AS 350/365, Lynx, Squirrel)	RPA: Aesir, Hoder, Airspeed, Queen Wasp, various BAE and Westland, Larynx, Fairy Queen, de Havilland Queen, Bee, Miles Queen, Martinet, UB.190T, ML Aviation Sprite, Meggit Banshee, UTSL-MSAT-500, Thales, QinetiQ, Short Sky Spy	Total: 1159 , plus 297 on order: 40 -Typhoon, 8- F-35B/C, 2 - RC-135, 8 - A330, 22 - A400M, 11 - Chinook, 14 - Puma Mk II, 62 - Wildcat
TOTAL ECAC	3365 (3373)	949 (990)	1390 (1429)	3733 (3792)		TOTALS: 9437 (9584)

(2012 figures between brackets)

	Combat aircraft	Large aircraft	Light aircraft	Helicopters	Para-Military	Remarks
USA	3393 (F-22 A Raptor, F-5, F-15, F-16,F-18, A-10, and many more types)	2264 (C-5, C-20, C-21, C-130, C-17, C-12, KC-135 and many more types)	2778 (T-6/34/38/39/44/45, MV-22 large UAV incl. MQ-1, MQ-4, MQ-9 and many more types)	5277 (AH-64, CH-67, UH-60 and many more types)	Coast Guard 200 (C-130, CN-235, HU-25, HH-65)	13912 Many additional UAV (different types) in all services. Many more on order.



EUROCONTROL

March 2014 - © European Organisation for the Safety of Air Navigation (EUROCONTROL)

This document is published by EUROCONTROL for information purposes. It may be copied in whole or in part, provided that EUROCONTROL is mentioned as the source and it is not used for commercial purposes (i.e. for financial gain). The information in this document may not be modified without prior written permission from EUROCONTROL.

www.eurocontrol.int