

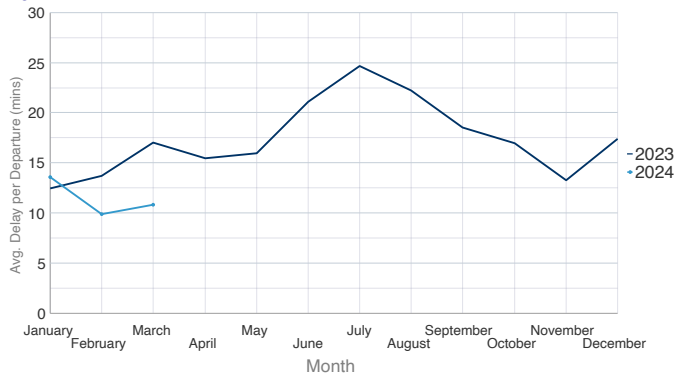
All-Causes Delay to Air Transport In Europe



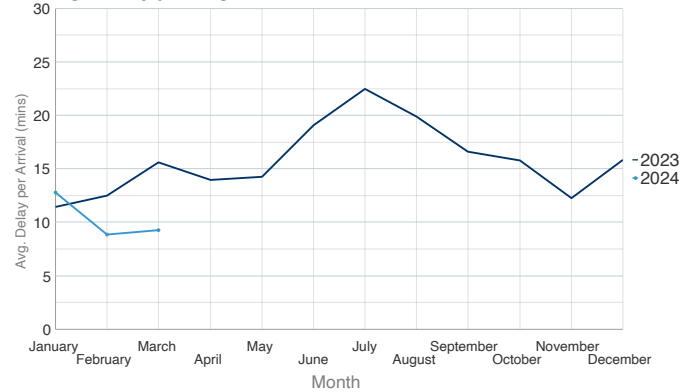
March 2024

In March 2024, traffic saw a 5.6% increase from the same month in the previous year. Ryanair led as the most active carrier, followed by easyJet, Turkish Airlines, Lufthansa, and Air France. The ranking of the top five airports in March 2024 was consistent with February 2024, with Istanbul being the busiest, then London Heathrow, Amsterdam Schiphol, Paris Charles de Gaulle, and Madrid-Barajas. Each of the top ten airports experienced a rise in traffic when compared to March 2023. Network departure punctuality (75.0%) and arrival punctuality (79.8%) remained stable compared to February 2024. The primary causes for flow measures were airport weather conditions and en-route ATC capacity constraints. Operations at London Heathrow, London Gatwick, Amsterdam Schiphol, and Lisbon airports were notably affected by strong winds and reduced visibility. Amsterdam Schiphol was also affected by WIP (closure of RWY 06/24).

Average Delay per Flight on Departure (mins) - March 2024



Average Delay per Flight on Arrival (mins) - March 2024

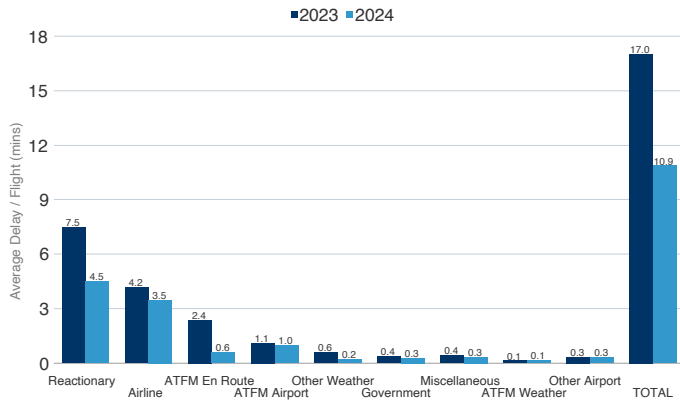


In March 2024 the average delay per flight on departure was 10.9 minutes per flight. This was a **decrease** of 6.2 minutes per flight when compared to March 2023 where the average delay per flight was 17.0 minutes.

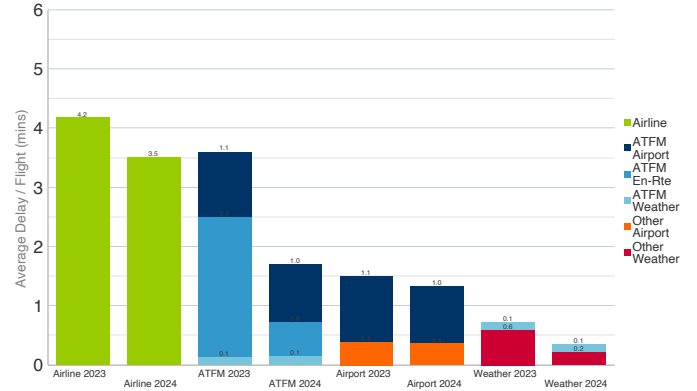
In March 2024 the average delay per flight on arrival was 9.2 minutes per flight. This was a **decrease** of 6.4 minutes per flight when compared to March 2023 where the average delay per flight was 15.6 minutes.

Further analysis of the delay causes shows that reactionary delay contributed 4.5 minutes to the average delay per flight in March 2024.

Departure Delay Causes - March 2024



Grouped Departure Delay Causes - March 2024

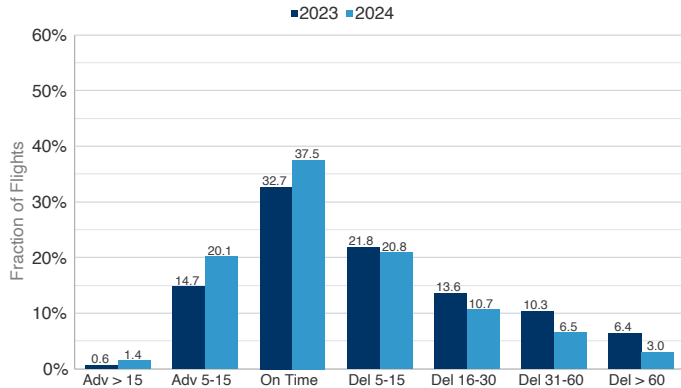


This report is based on partial airline data to be updated once the full dataset is available.
 Current CODA Coverage of IFR Flights in ECAC March 2024: 63.6%
 Date of publication: 22/04/2024 Eurocontrol TLP status: White (Public Information)

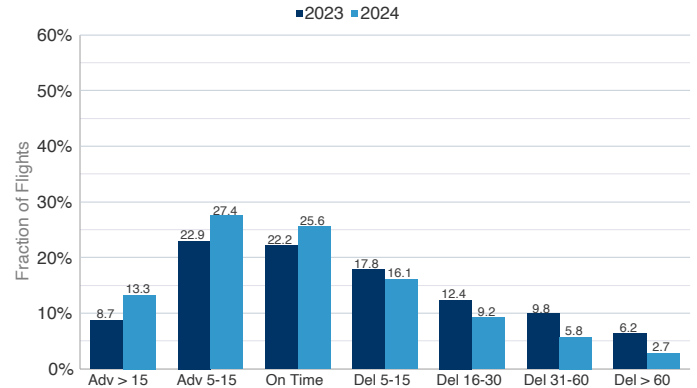
All-Causes Delay to Air Transport In Europe



All Causes Departure Punctuality - March 2024



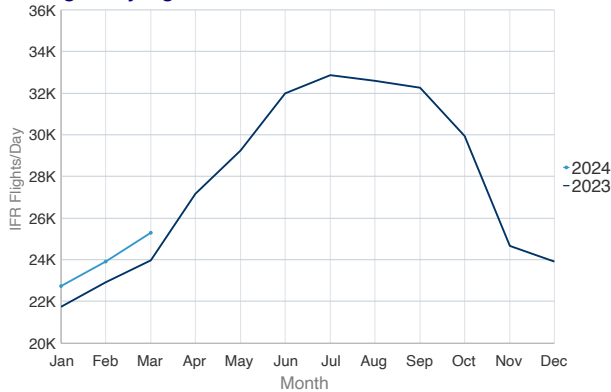
All Causes Arrival Punctuality - March 2024



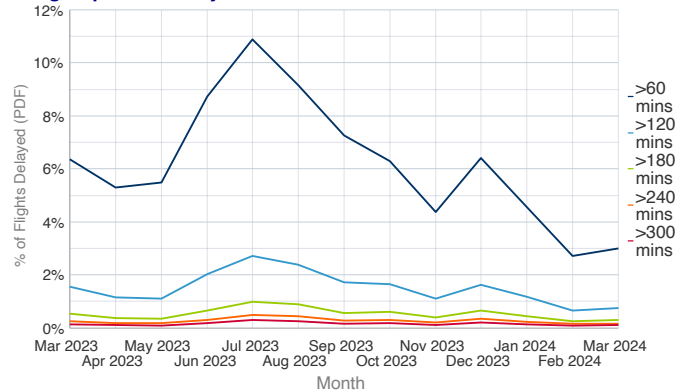
In March 2024, 37.5% of the flights departed within the 5 minutes threshold before or after the scheduled departure time (STD); **an increase** of 4.8 points from 32.7% compared to previous year. Flights delayed >30 minutes from all-causes **decreased** from 16.6% to 9.5%.

In March 2024, 25.6% of the flights arrived within the 5 minutes threshold before or after the scheduled arrival time (STA); **an increase** of 3.4 points from 22.2% compared to previous year. Flights delayed >30 minutes from all-causes **decreased** from 16.1% to 8.5%.

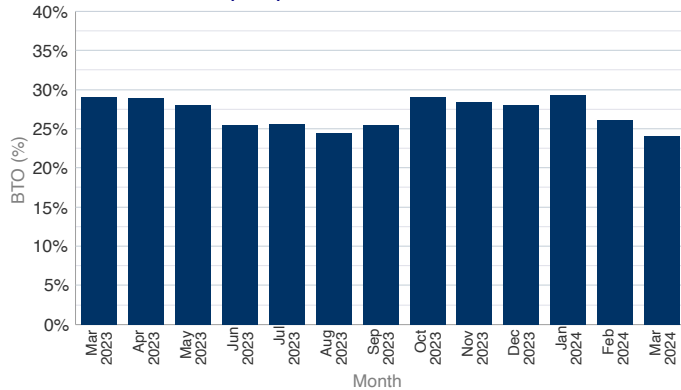
Average daily flights for ECAC. All flows



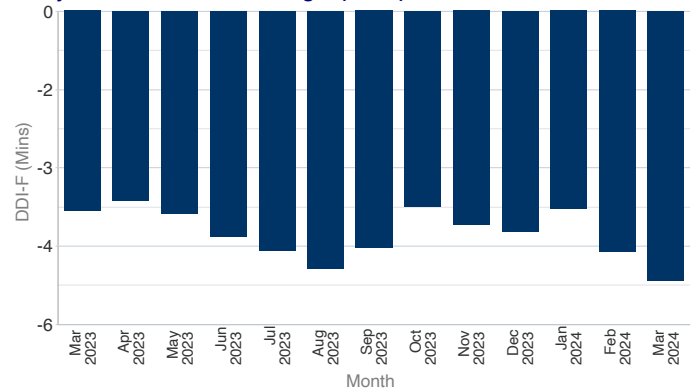
Long Departure Delays All-Causes



Block Time Overshoot (BTO)



Delay Difference Indicator - Flight (DDI-F)



©2024 The European Organisation for the Safety of Air Navigation (EUROCONTROL). This document is published by EUROCONTROL for information purposes. It may be copied in whole or in part, provided that EUROCONTROL is mentioned as the source and the extent justified by the non-commercial use (not for sale). The information in this document may not be modified without prior written permission from EUROCONTROL.