


COVID-19 Impact on EUROCONTROL Member States

EUROCONTROL States Briefings

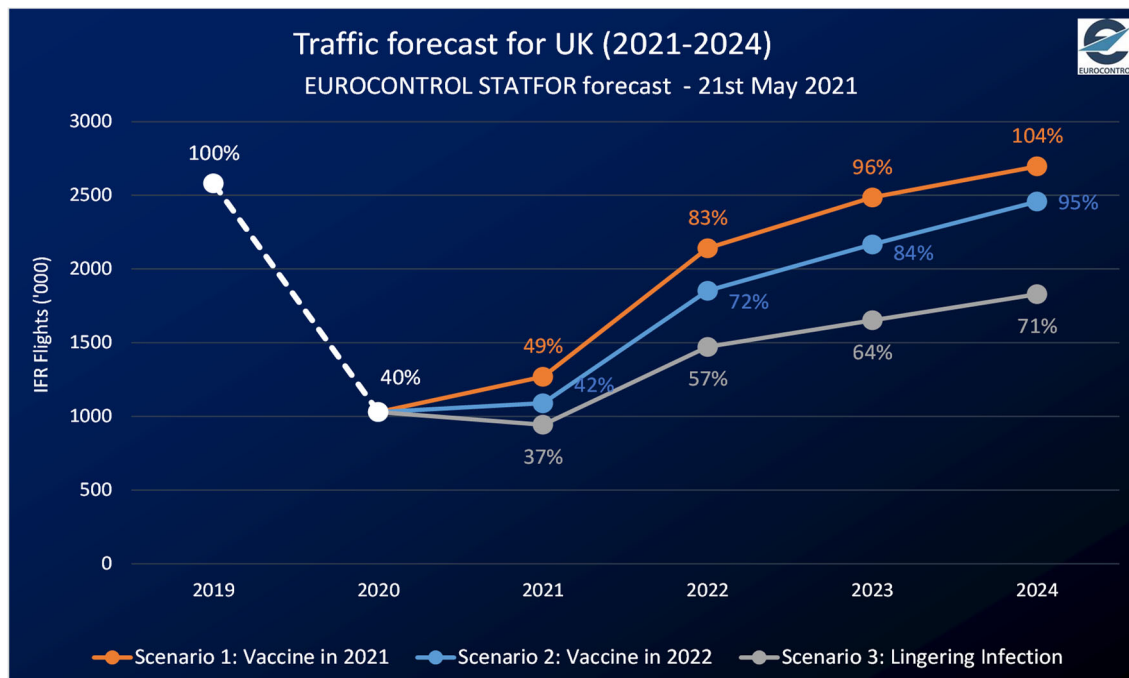
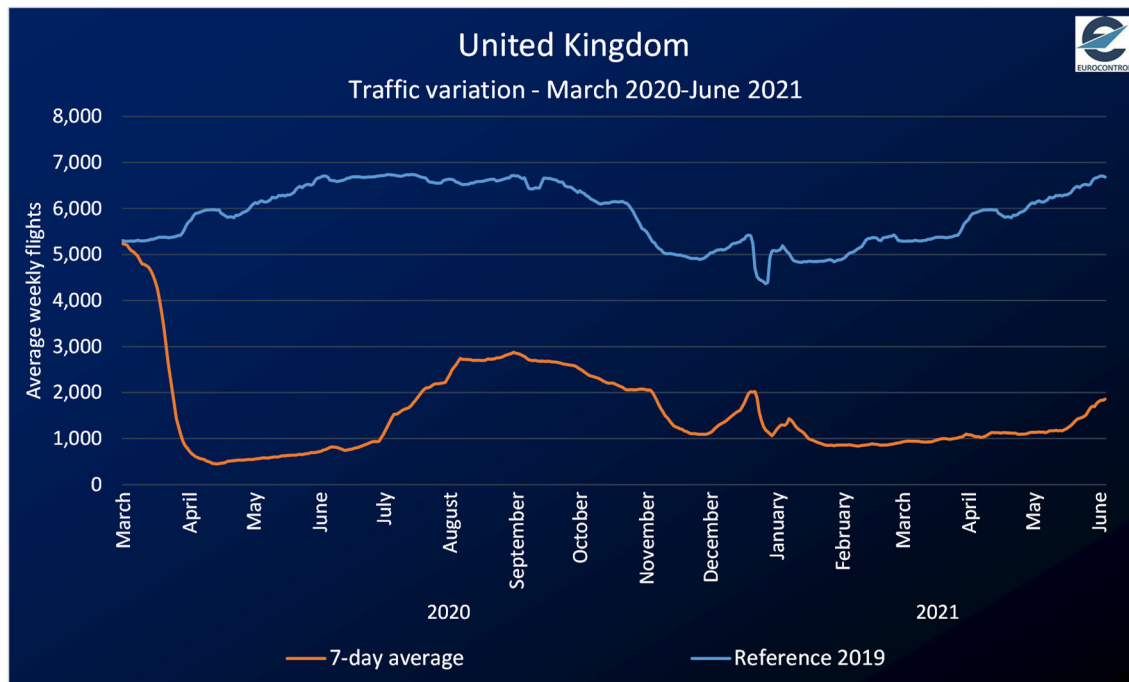
Monday, 7 June 2021



United Kingdom

- Total flights lost since 1 March 2020: 2.0M flights
- Current flight status: 1,859 daily flights or -72% vs 2019 (7-day average)¹
- Traffic forecast: 42% of 2019 in 2021 & 72% in 2022²
- GDP: +5.9% in 2021 & +6.5% in 2022 (vs. previous year)³
- Vaccination: 38.9 per hundred people fully vaccinated⁴
- Busiest airport: Heathrow with 429 average daily flights¹ (-69% vs. 2019)
- Busiest airline: Ryanair with 228 average daily flights¹ (-73% vs. 2019)

2020/21 Traffic Evolution & 2021/24 Outlook



COVID-19 Impact on EUROCONTROL Member States

EUROCONTROL States Briefings

Monday, 7 June 2021



Traffic Composition

Top 5 Airports (30-05-2021 - 05-06-2021)		
Airport	Average daily flights (Dep/Arr)	% vs 2019
London/Heathrow	429	-69%
London/Stansted	195	-68%
London/Luton	156	-64%
Manchester	135	-79%
London/Gatwick	123	-86%

Top 5 Aircraft Operators (30-05-2021 - 05-06-2021)		
Aircraft Operator	Average daily flights	% vs 2019
Ryanair	228	-73%
easyJet	210	-78%
British Airways	188	-81%
Loganair	122	-23%
Wizz Air	62	-58%

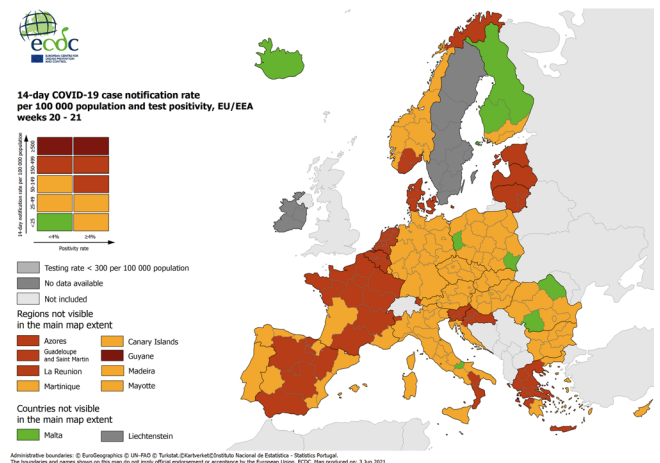
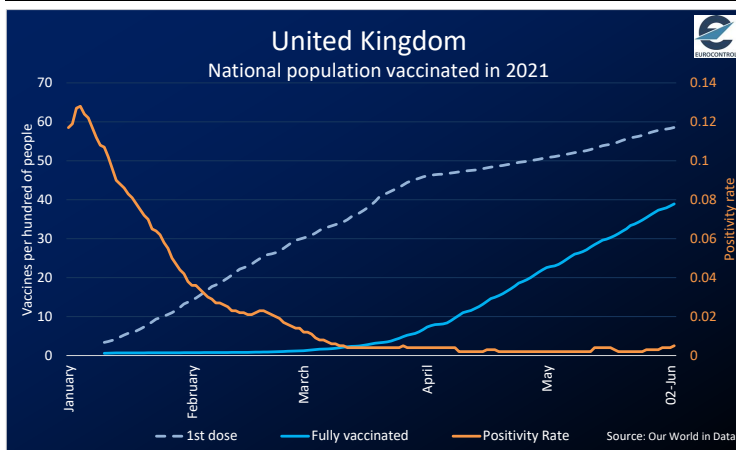
Top 5 City Pairs (30-05-2021 - 05-06-2021)		
Country pair	Average daily flights	% vs 2019
from/to UNITED KINGDOM	550	-49%
from/to PORTUGAL	165	-19%
from/to SPAIN	161	-84%
from/to UNITED STATES	106	-68%
from/to GERMANY	96	-78%

Flight Category (30-05-2021 - 05-06-2021)		
Flight Category	Average daily flights	% vs 2019
Internal	518	-52%
International	1,309	-77%
Round Robin Flights	32	+140%

Aircraft Category (30-05-2021 - 05-06-2021)		
Aircraft Category	Average daily flights	% vs 2019
Narrow body	840	-80%
Other	458	-27%
Wide body	218	-60%
Regional Jet	169	-68%
Very Large Aircraft	97	-63%
Commuter (TurboP)	77	-86%

Market Segment (30-05-2021 - 05-06-2021)		
Market Segment	Average daily flights	% vs 2019
Traditional Scheduled	669	-74%
Lowcost	546	-83%
Business Aviation	332	-31%
All-Cargo	147	+6%
Charter	72	-3%
Other Types	60	-2%
Military	31	-32%

Vaccination Progress



SUPPORTING EUROPEAN AVIATION



Data Sources:

- Period between 30-05 – 05-06/2021 (as compared to the same week in 2019, 02-06 – 08-06/2019).
- EUROCONTROL STATFOR forecast (21 May 2021) Scenario No.2.
- GDP growth assumptions used in STATFOR scenario No.2 forecast. Source: Oxford Economics, March 2021.
- Number of people fully vaccinated on 2 June 2021. Source: [Our World in Data](https://ourworldindata.org).

Contacts: Aviation Intelligence Unit
Aviation.Intelligence@eurocontrol.int

