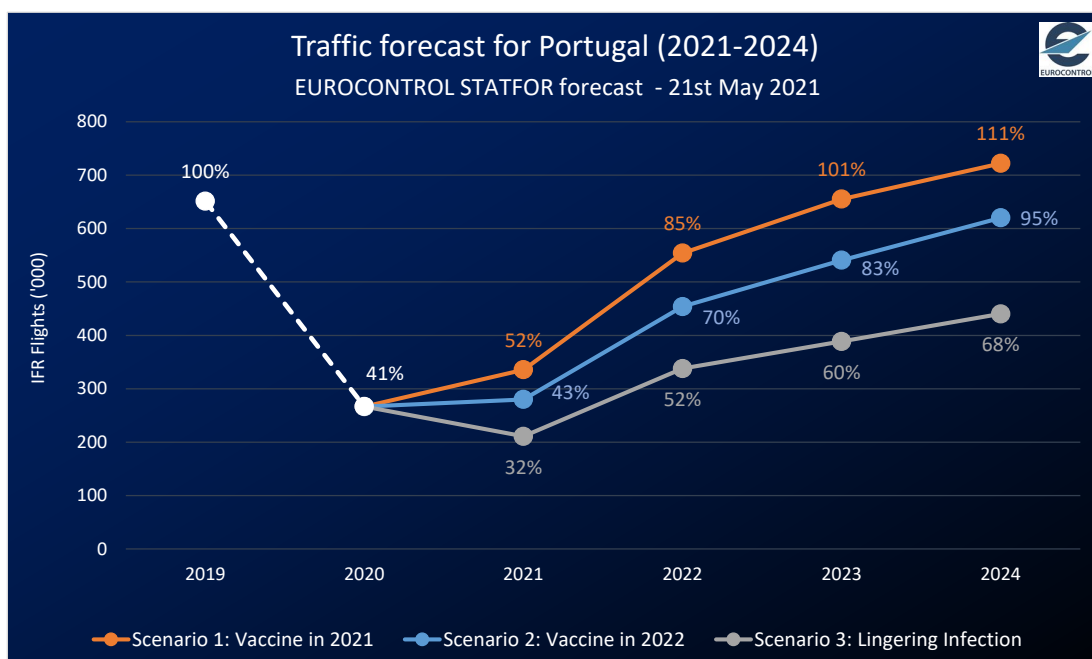
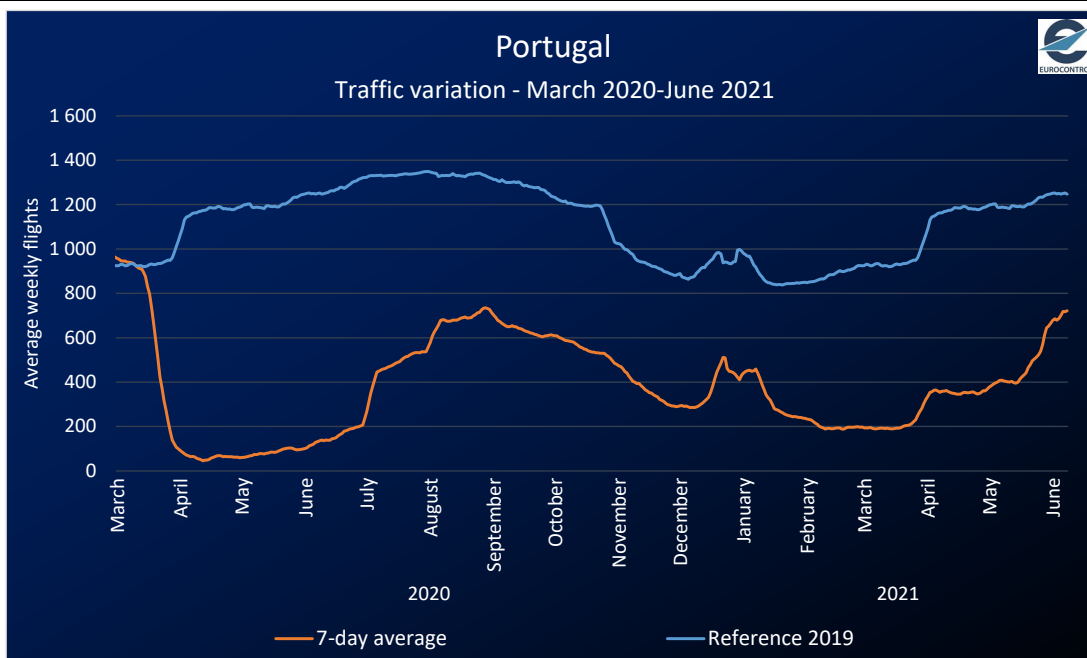




Portugal

- **Total de voos perdidos desde 1 de Março de 2020:** 343,000 de voos
- **Estado atual dos voos:** 721 voos diários ou -42% em comparação com 2019 (média de 7 dias)¹
- **Previsão de tráfego aéreo:** 43% de 2019 em 2021 e 70% em 2022²
- **PIB:** +3,7% em 2021 e +6,2% em 2022 (em comparação com o ano anterior)³
- **Vacinação:** 21,45 por cada cem pessoas totalmente vacinadas⁴
- **Aeroporto mais movimentado:** Lisboa com uma média de 317 voos diários¹ (-51% em comparação com 2019)
- **Companhia aérea mais frequentada:** TAP com uma média de 168 voos diários¹ (-56% em comparação com 2019)

Evolução do Tráfego 2020/21 e Perspectiva 2021/24



COVID-19 Impact on EUROCONTROL Member States

EUROCONTROL States Briefings

Sexta-feira, 11 de Junho de 2021



Composição do Tráfego

Airport	Average daily flights (Dep/Arr)	% vs 2019
Lisbon	317	-51%
Faro	162	-29%
Porto	153	-48%
Ponta Delgada	53	-24%
Madeira	48	-29%

Aircraft Operator	Average daily flights	% vs 2019
TAP	168	-56%
Ryanair	119	-36%
easyJet	72	-43%
SATA Air Acores	43	-18%
Air France	26	-34%

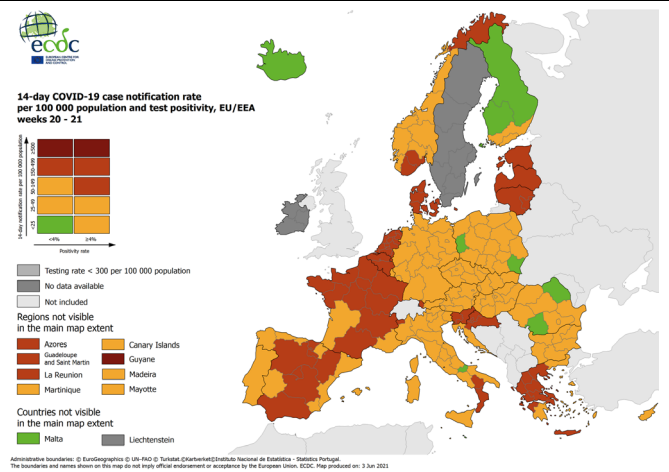
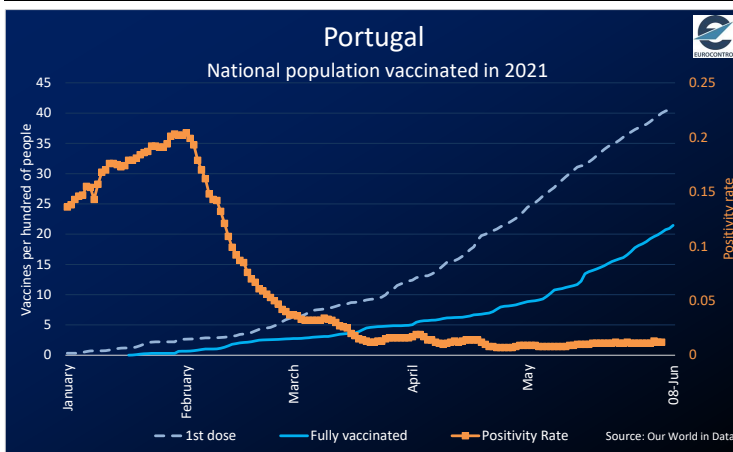
Country pair	Average daily flights	% vs 2019
from/to UNITED KINGDOM	161	-21%
from/to PORTUGAL	145	-20%
from/to FRANCE	82	-50%
from/to SPAIN	81	-47%
from/to GERMANY	59	-46%

Flight Category	Average daily flights	% vs 2019
Internal	141	-21%
International	577	-46%
Round Robin Flights	4	+33%

Aircraft Category	Average daily flights	% vs 2019
Narrow body	471	-52%
Other	101	+116%
Commuter (TurboP)	64	-22%
Regional Jet	56	-15%
Wide body	27	-62%
Very Large Aircraft	2	-74%

Market Segment	Average daily flights	% vs 2019
Traditional Scheduled	339	-51%
Lowcost	245	-47%
Business Aviation	86	+111%
Charter	21	-21%
All-Cargo	13	+11%
Other Types	9	+51%
Military	7	+63%

Progresso da Vacinação



Source: [European Centre for Disease Prevention and Control](https://ecdc.europa.eu/en)

SUPPORTING EUROPEAN AVIATION



Data Sources:

- 1 Period between 03-06 – 09-06/2021 (as compared to the same week in 2019, 06-06 – 12-06/2019).
- 2 EUROCONTROL STATFOR forecast (21 May 2021) Scenario No.2.
- 3 GDP growth assumptions used in STATFOR scenario No.2 forecast. Source: Oxford Economics, March 2021.
- 4 Number of people fully vaccinated on 08 June 2021. Source: [Our World in Data](https://ourworldindata.org).

Contacts: Aviation Intelligence Unit
Aviation.Intelligence@eurocontrol.int

