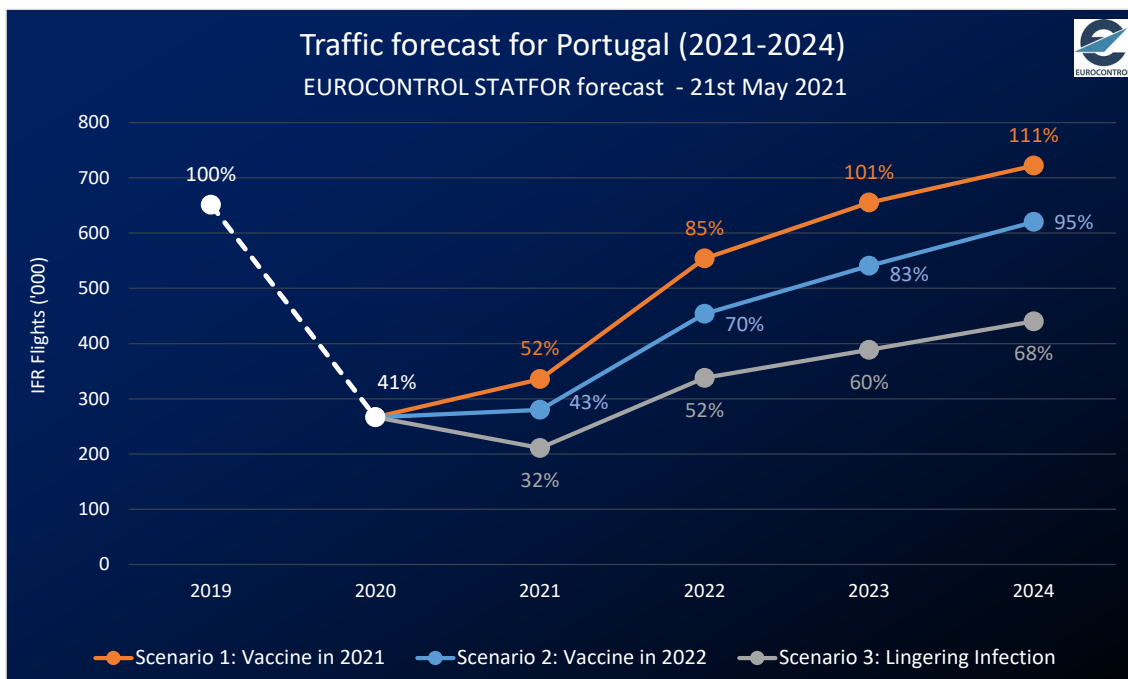
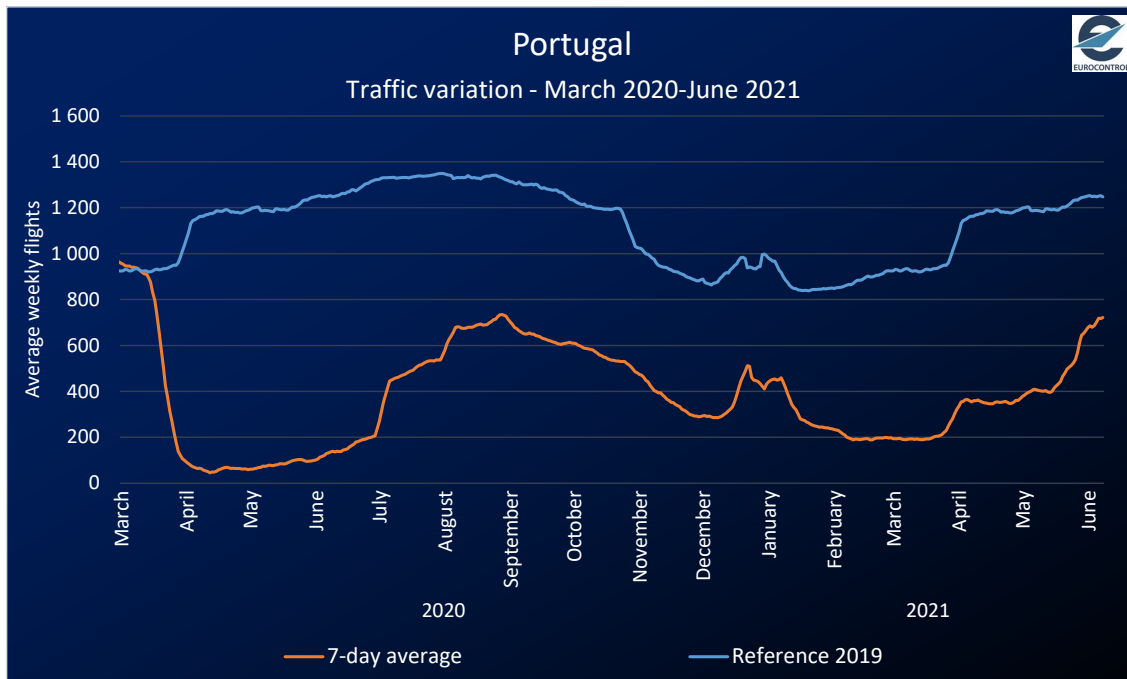




# Portugal

- Total flights lost since 1 March 2020: 343,000 flights
- Current flight status: 721 daily flights or -42% vs 2019 (7-day average)<sup>1</sup>
- Traffic forecast: 43% of 2019 in 2021 & 70% in 2022<sup>2</sup>
- GDP: +3.7% in 2021 & +6.2% in 2022 (vs. previous year)<sup>3</sup>
- Vaccination: 21.45 per hundred people fully vaccinated<sup>4</sup>
- Busiest airport: Lisbon with 317 average daily flights<sup>1</sup> (-51% vs. 2019)
- Busiest airline: TAP with 168 average daily flights<sup>1</sup> (-56% vs. 2019)

## 2020/21 Traffic Evolution & 2021/24 Outlook



# COVID-19 Impact on EUROCONTROL Member States

EUROCONTROL States Briefings

Friday, 11 June 2021



## Traffic Composition

Airport	Average daily flights (Dep/Arr)	% vs 2019
Lisbon	317	-51%
Faro	162	-29%
Porto	153	-48%
Ponta Delgada	53	-24%
Madeira	48	-29%

Aircraft Operator	Average daily flights	% vs 2019
TAP	168	-56%
Ryanair	119	-36%
easyJet	72	-43%
SATA Air Acores	43	-18%
Air France	26	-34%

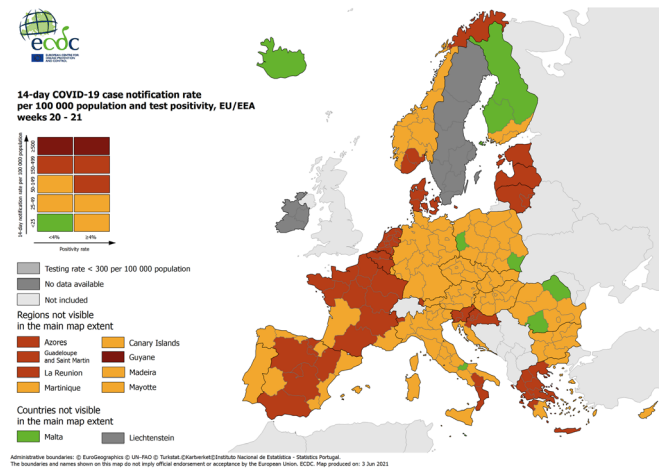
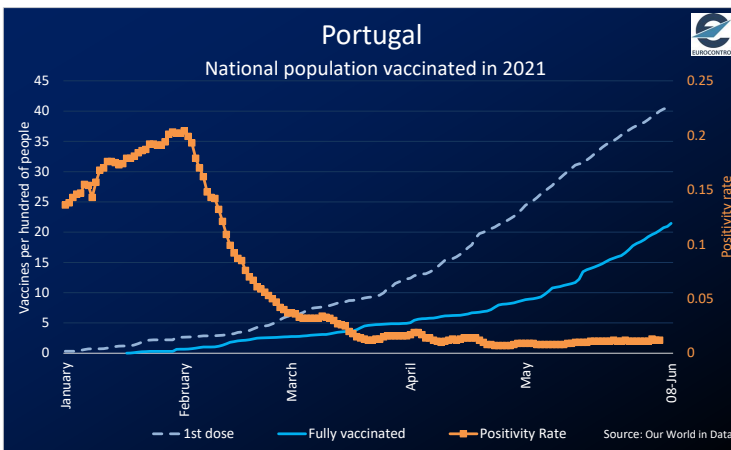
Country pair	Average daily flights	% vs 2019
from/to UNITED KINGDOM	161	-21%
from/to PORTUGAL	145	-20%
from/to FRANCE	82	-50%
from/to SPAIN	81	-47%
from/to GERMANY	59	-46%

Flight Category	Average daily flights	% vs 2019
Internal	141	-21%
International	577	-46%
Round Robin Flights	4	+33%

Aircraft Category	Average daily flights	% vs 2019
Narrow body	471	-52%
Other	101	+116%
Commuter (TurboP)	64	-22%
Regional Jet	56	-15%
Wide body	27	-62%
Very Large Aircraft	2	-74%

Market Segment	Average daily flights	% vs 2019
Traditional Scheduled	339	-51%
Lowcost	245	-47%
Business Aviation	86	+111%
Charter	21	-21%
All-Cargo	13	+11%
Other Types	9	+51%
Military	7	+63%

## Vaccination Progress



## SUPPORTING EUROPEAN AVIATION



### Data Sources:

- 1 Period between 03-06 – 09-06/2021 (as compared to the same week in 2019, 06-06 – 12-06/2019).
- 2 EUROCONTROL STATFOR forecast (21 May 2021) Scenario No.2.
- 3 GDP growth assumptions used in STATFOR scenario No.2 forecast. Source: Oxford Economics, March 2021.
- 4 Number of people fully vaccinated on 08 June 2021. Source: [Our World in Data](https://ourworldindata.org).

Contacts: Aviation Intelligence Unit  
[Aviation.Intelligence@eurocontrol.int](mailto:Aviation.Intelligence@eurocontrol.int)

