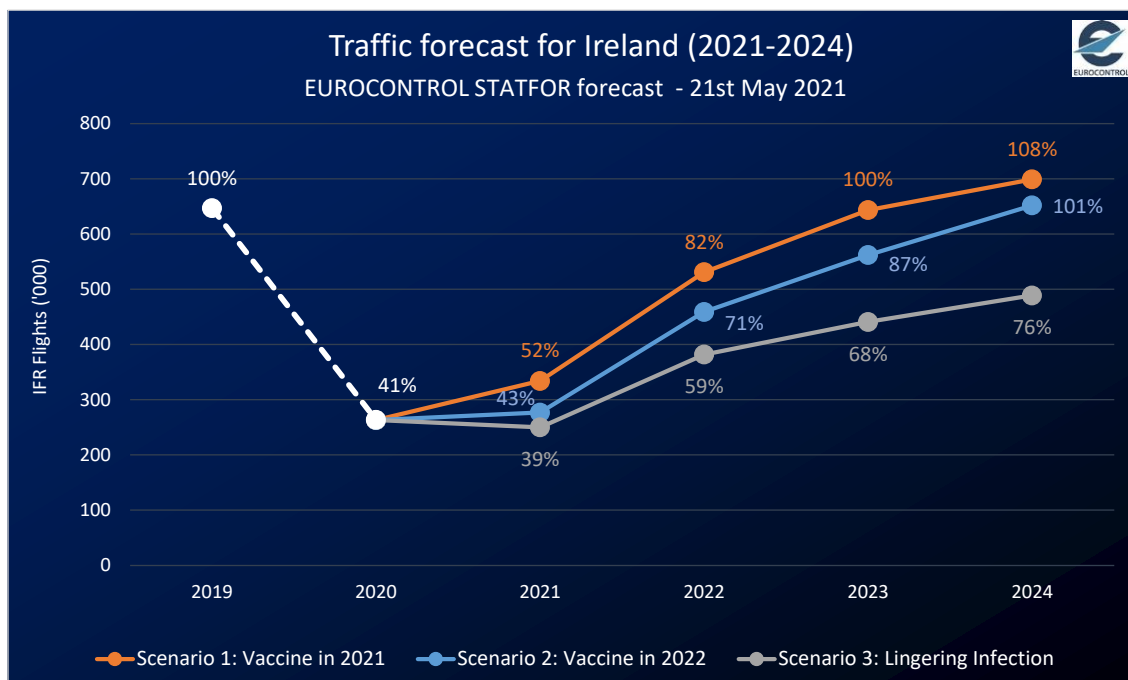
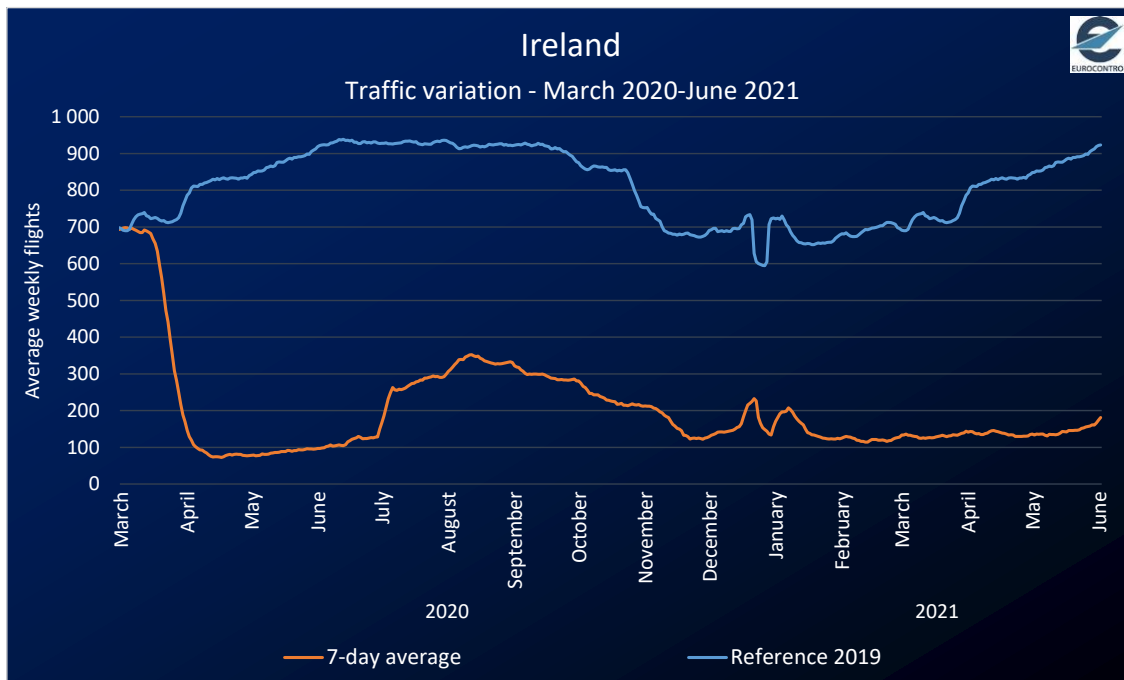




Ireland

- **Total flights lost since 1 March 2020: 282,000 flights**
- **Current flight status: 181 daily flights or -80% vs 2019 (7-day average)¹**
- **Traffic forecast: 43% of 2019 in 2021 & 71% in 2022²**
- **GDP: +2.6% in 2021 & +3.1% in 2022 (vs. previous year)³**
- **Busiest airport: Dublin with 136 average daily flights¹ (-81% vs. 2019)**
- **Busiest airline: Ryanair with 39 average daily flights¹ (-88% vs. 2019)**

2020/21 Traffic Evolution & 2021/24 Outlook



COVID-19 Impact on EUROCONTROL Member States

EUROCONTROL States Briefings

Saturday, 5 June 2021



Traffic Composition

Top 5 Airports (28-05-2021 - 03-06-2021)		
Airport	Average daily flights (Dep/Arr)	% vs 2019
Dublin	136	-81%
Cork	33	-62%
Shannon	21	-71%
Kerry/Farranfore	5	-68%
Baldonnel	4	+45%

Top 5 Aircraft Operators (28-05-2021 - 03-06-2021)		
Aircraft Operator	Average daily flights	% vs 2019
Ryanair	39	-88%
Aer Lingus	21	-92%
Stobart Air	11	-86%
DHL Express	8	+164%
KLM	7	-38%

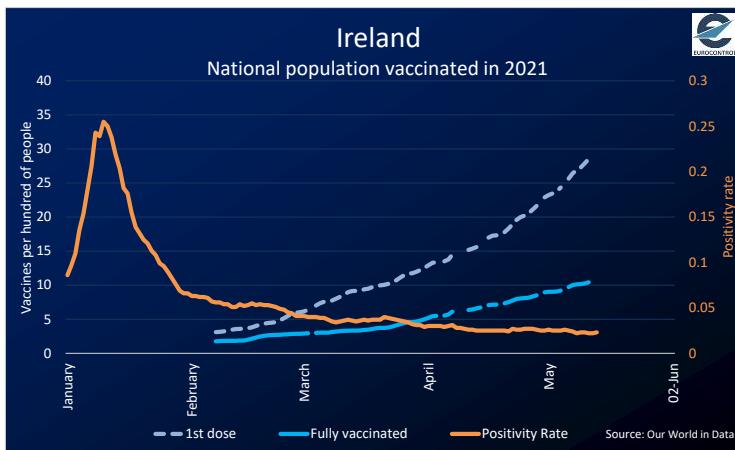
Top 5 City Pairs (28-05-2021 - 03-06-2021)		
Country pair	Average daily flights	% vs 2019
from/to UNITED KINGDOM	43	-88%
from/to IRELAND	26	+36%
from/to GERMANY	16	-72%
from/to UNITED STATES	16	-76%
from/to NETHERLANDS	10	-70%

Flight Category (28-05-2021 - 03-06-2021)		
Flight Category	Average daily flights	% vs 2019
Internal	12	+1%
International	156	-83%
Round Robin Flights	13	+102%

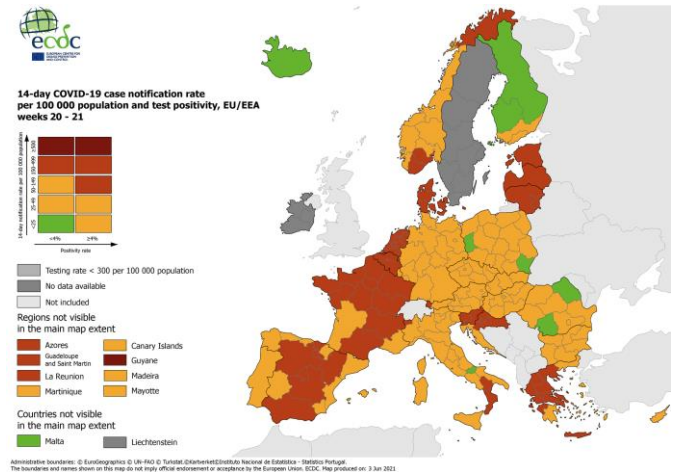
Aircraft Category (28-05-2021 - 03-06-2021)		
Aircraft Category	Average daily flights	% vs 2019
Narrow body	80	-88%
Other	37	-27%
Wide body	29	-54%
Regional Jet	16	-73%
Commuter (TurboP)	15	-84%
Very Large Aircraft	5	-55%

Market Segment (28-05-2021 - 03-06-2021)		
Market Segment	Average daily flights	% vs 2019
Traditional Scheduled	72	-85%
Lowcost	42	-88%
Business Aviation	22	-47%
All-Cargo	19	+23%
Other Types	14	+35%
Charter	9	-52%
Military	2	-66%

Vaccination Progress



Number of people fully vaccinated on 11 May 2021 (Source: [Our World in Data](https://ourworldindata.org/)). No data has been available since then.



Source: [European Centre for Disease Prevention and Control](https://ecdc.europa.eu/en/covid-19/daily-briefing)

SUPPORTING EUROPEAN AVIATION



Data Sources:

- 1 Period between 28-05 – 03-06/2021 (as compared to the same week in 2019, 31-05 – 06-06/2019).
- 2 EUROCONTROL STATFOR forecast (21 May 2021) Scenario No.2.
- 3 GDP growth assumptions used in STATFOR scenario No.2 forecast. Source: [Oxford Economics](https://www.oxfordeconomics.com/), March 2021.

Contacts: Aviation Intelligence Unit
Aviation.Intelligence@eurocontrol.int

