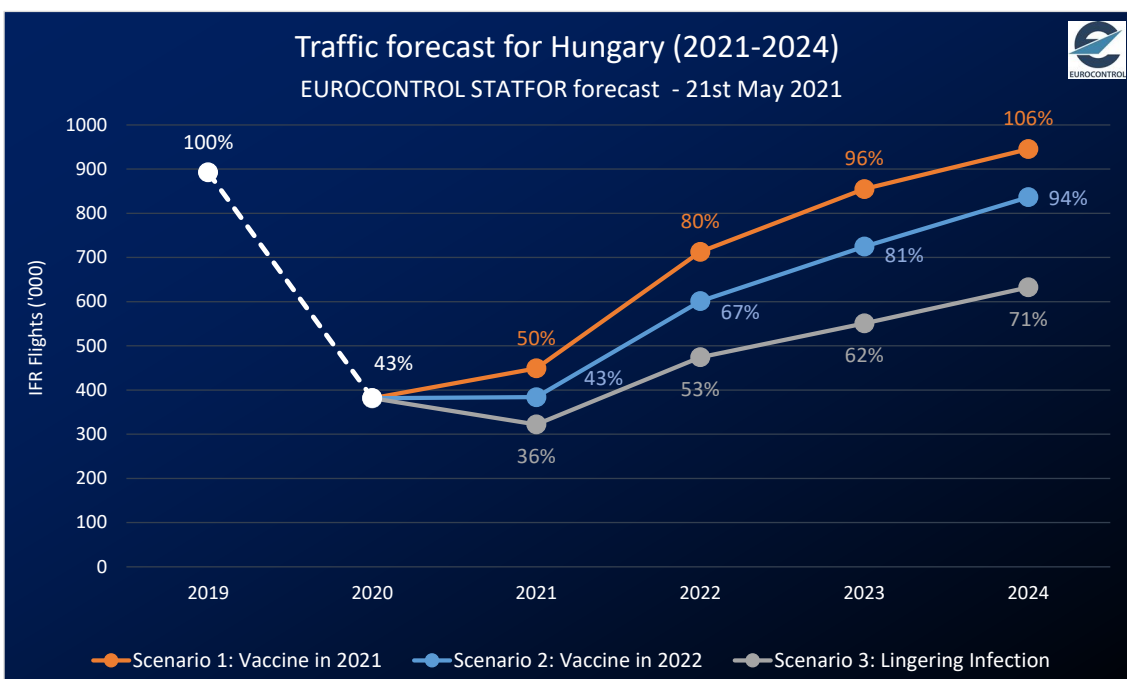
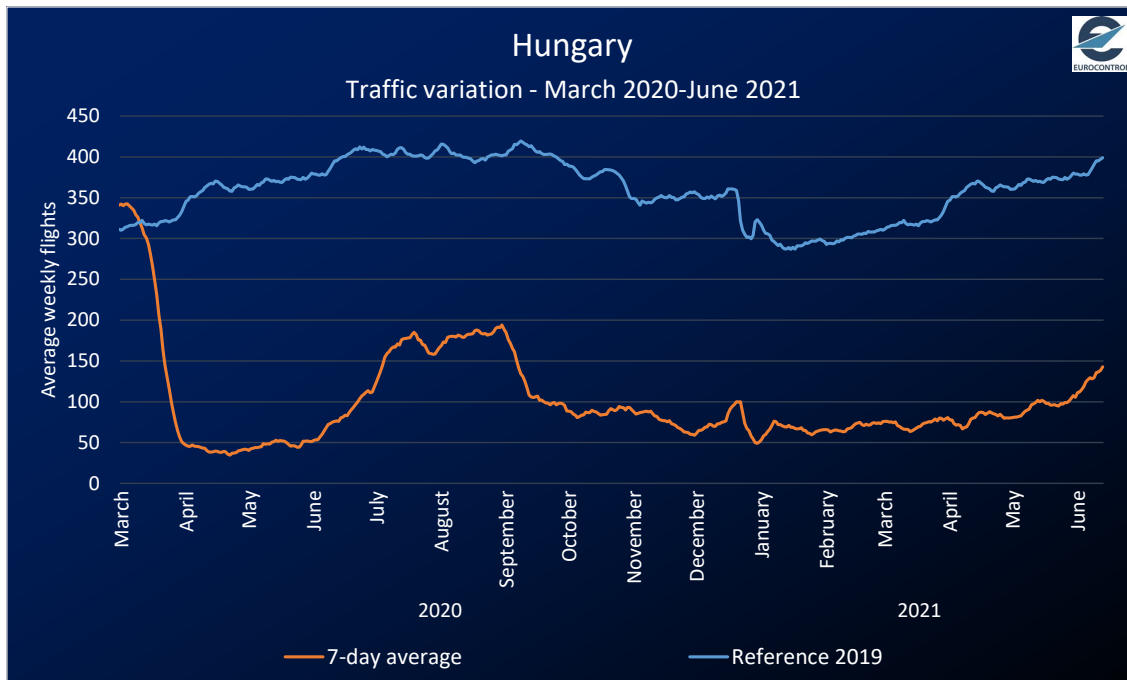




Hungary

- **Total flights lost since 1 March 2020:** 123,000 flights
- **Current flight status:** 143 daily flights or -64% vs 2019 (7-day average) ¹
- **Traffic forecast:** 43% of 2019 in 2021 & 67% in 2022 ²
- **GDP:** +4.8% in 2021 & +4.4% in 2022 (vs. previous year) ³
- **Vaccination:** 42.57 per hundred people fully vaccinated ⁴
- **Busiest airport:** Budapest with 124 average daily flights¹ (-66% vs. 2019)
- **Busiest airline:** Ryanair with 26 average daily flights¹ (-48% vs. 2019)

2020/21 Traffic Evolution & 2021/24 Outlook



COVID-19 Impact on EUROCONTROL Member States

EUROCONTROL States Briefings

Wednesday, 16 June 2021



Traffic Composition

Top 5 Airports (08-06-2021 - 14-06-2021)		
Airport	Average daily flights (Dep/Arr)	% vs 2019
Budapest/Ferihegy	124	-66%
Per	9	+43%
Sarmellek/Balaton	4	-4%
Kecskemet	3	+0%
Nyiregyhaza	3	+43%

Top 5 Aircraft Operators (08-06-2021 - 14-06-2021)		
Aircraft Operator	Average daily flights	% vs 2019
Ryanair	26	-48%
Wizz Air	18	-81%
Lufthansa	7	-70%
Jet-Stream Ltd	5	+278%
KLM	4	-50%

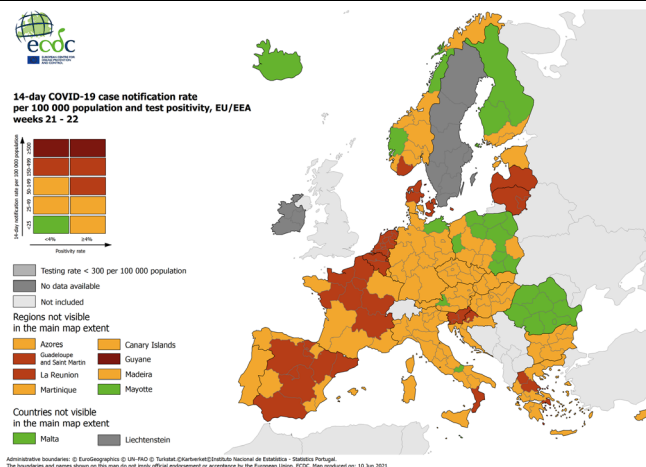
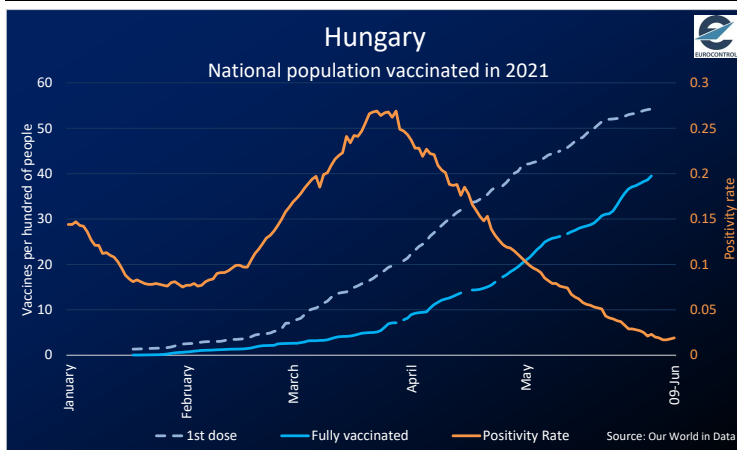
Top 5 City Pairs (08-06-2021 - 14-06-2021)		
Country pair	Average daily flights	% vs 2019
from/to GERMANY	22	-67%
from/to ITALY	12	-56%
from/to UNITED KINGDOM	9	-81%
from/to FRANCE	9	-62%
from/to ROMANIA	8	-34%

Flight Category (08-06-2021 - 14-06-2021)		
Flight Category	Average daily flights	% vs 2019
Internal	2	-61%
International	139	-65%
Round Robin Flights	2	+56%

Aircraft Category (08-06-2021 - 14-06-2021)		
Aircraft Category	Average daily flights	% vs 2019
Narrow body	72	-76%
Other	45	+12%
Regional Jet	12	-38%
Wide body	6	-53%
Very Large Aircraft	4	+29%
Commuter (TurboP)	4	-80%

Market Segment (08-06-2021 - 14-06-2021)		
Market Segment	Average daily flights	% vs 2019
Lowcost	49	-74%
Business Aviation	36	+55%
Traditional Scheduled	25	-82%
All-Cargo	12	+2%
Charter	8	-62%
Other Types	8	+10%
Military	4	-46%

Vaccination Progress



SUPPORTING EUROPEAN AVIATION



Data Sources:

- 1 Period between 08-06 – 14-06/2021 (as compared to the same week in 2019, 11-06 – 17-06/2019).
- 2 EUROCONTROL STATFOR forecast (21 May 2021) Scenario No.2.
- 3 GDP growth assumptions used in STATFOR scenario No.2 forecast. Source: Oxford Economics, March 2021.
- 4 Number of people fully vaccinated on 09 June 2021. Source: [Our World in Data](https://ourworldindata.org).

Contacts: Aviation Intelligence Unit
Aviation.Intelligence@eurocontrol.int

