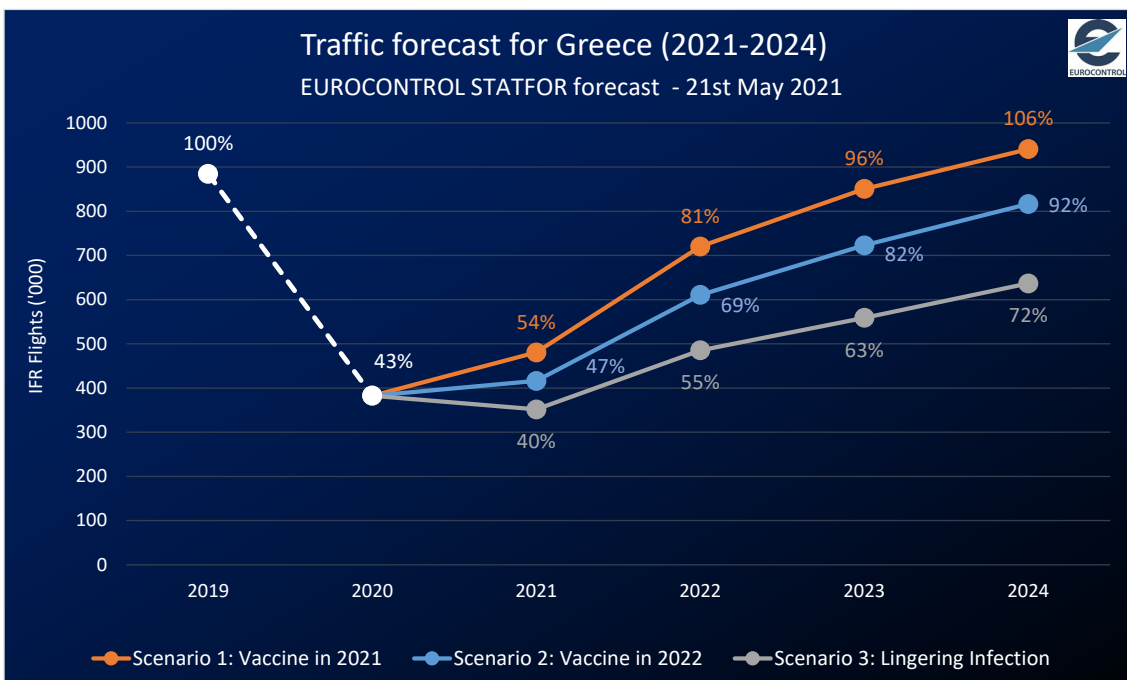
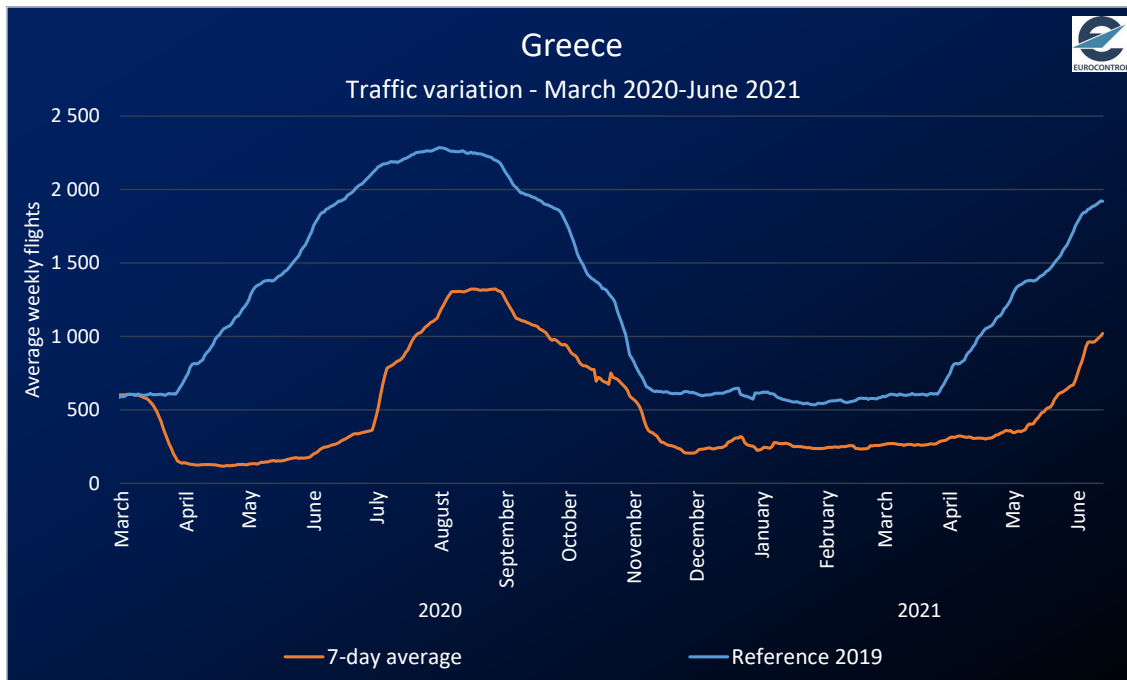




Greece

- Total flights lost since 1 March 2020: 350,000 flights
- Current flight status: 1020 daily flights or -47% vs 2019 (7-day average)¹
- Traffic forecast: 47% of 2019 in 2021 & 69% in 2022²
- GDP: +1.9% in 2021 & +12.0% in 2022 (vs. previous year)³
- Vaccination: 26.38 per hundred people fully vaccinated⁴
- Busiest airport: Athens with 483 average daily flights¹ (-35% vs. 2019)
- Busiest airline: Aegean with 234 average daily flights¹ (-41% vs. 2019)

2020/21 Traffic Evolution & 2021/24 Outlook



COVID-19 Impact on EUROCONTROL Member States

EUROCONTROL States Briefings

Wednesday, 16 June 2021



Traffic Composition

Top 5 Airports (08-06-2021 - 14-06-2021)		
Airport	Average daily flights (Dep/Arr)	% vs 2019
Athens	483	-35%
Iraklion/Nikos/Kazantzakis	126	-51%
Makedonia	112	-43%
Diagoras	85	-55%
Mikonos	75	-19%

Top 5 Aircraft Operators (08-06-2021 - 14-06-2021)		
Aircraft Operator	Average daily flights	% vs 2019
Aegean Airlines	234	-41%
Sky Express	117	-3%
Ryanair	81	-39%
TUI fly	46	-67%
Smartwings	26	-61%

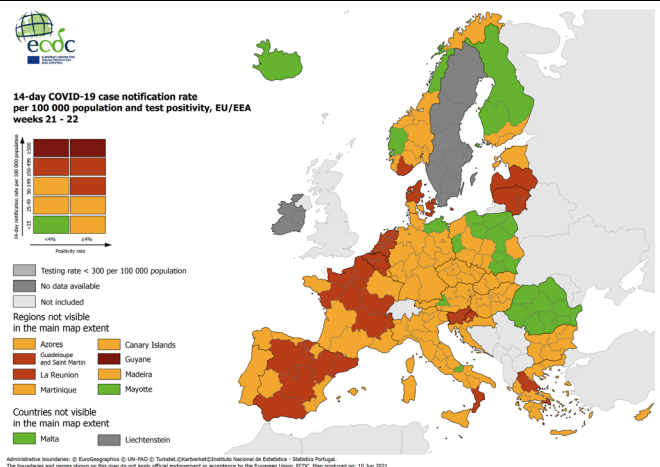
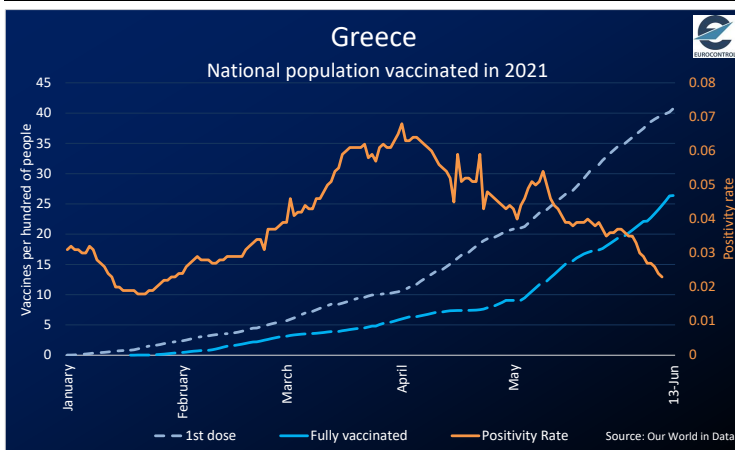
Top 5 City Pairs (08-06-2021 - 14-06-2021)		
Country pair	Average daily flights	% vs 2019
from/to GREECE	334	-22%
from/to GERMANY	134	-41%
from/to FRANCE	49	-48%
from/to UNITED KINGDOM	48	-80%
from/to ITALY	45	-59%

Flight Category (08-06-2021 - 14-06-2021)		
Flight Category	Average daily flights	% vs 2019
Internal	315	-25%
International	686	-54%
Round Robin Flights	19	+65%

Aircraft Category (08-06-2021 - 14-06-2021)		
Aircraft Category	Average daily flights	% vs 2019
Narrow body	640	-56%
Commuter (TurboP)	162	-33%
Other	160	+36%
Regional Jet	30	-35%
Wide body	22	-52%
Very Large Aircraft	6	-36%

Market Segment (08-06-2021 - 14-06-2021)		
Market Segment	Average daily flights	% vs 2019
Traditional Scheduled	521	-44%
Lowcost	226	-62%
Business Aviation	139	+45%
Charter	75	-67%
Other Types	23	+41%
Military	21	-31%
All-Cargo	15	-30%

Vaccination Progress



SUPPORTING EUROPEAN AVIATION



Data Sources:

- 1 Period between 08-06 – 14-06/2021 (as compared to the same week in 2019, 11-06 – 17-06/2019).
- 2 EUROCONTROL STATFOR forecast (21 May 2021) Scenario No.2.
- 3 GDP growth assumptions used in STATFOR scenario No.2 forecast. Source: Oxford Economics, March 2021.
- 4 Number of people fully vaccinated on 13 June 2021. Source: Our World in Data.

Contacts: Aviation Intelligence Unit
Aviation.Intelligence@eurocontrol.int

