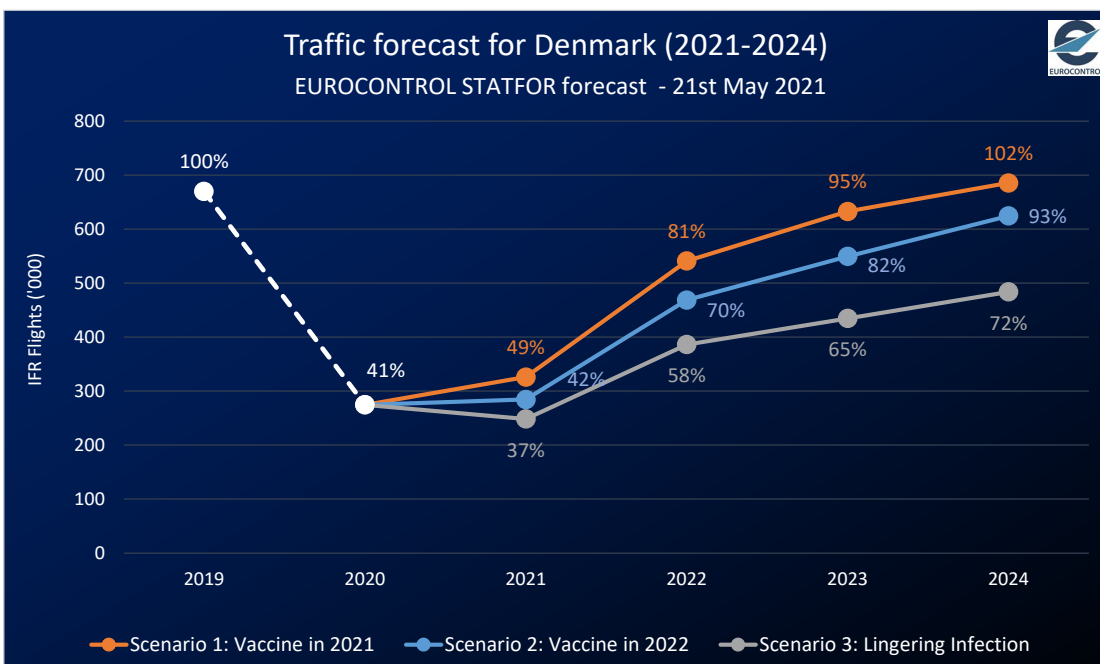
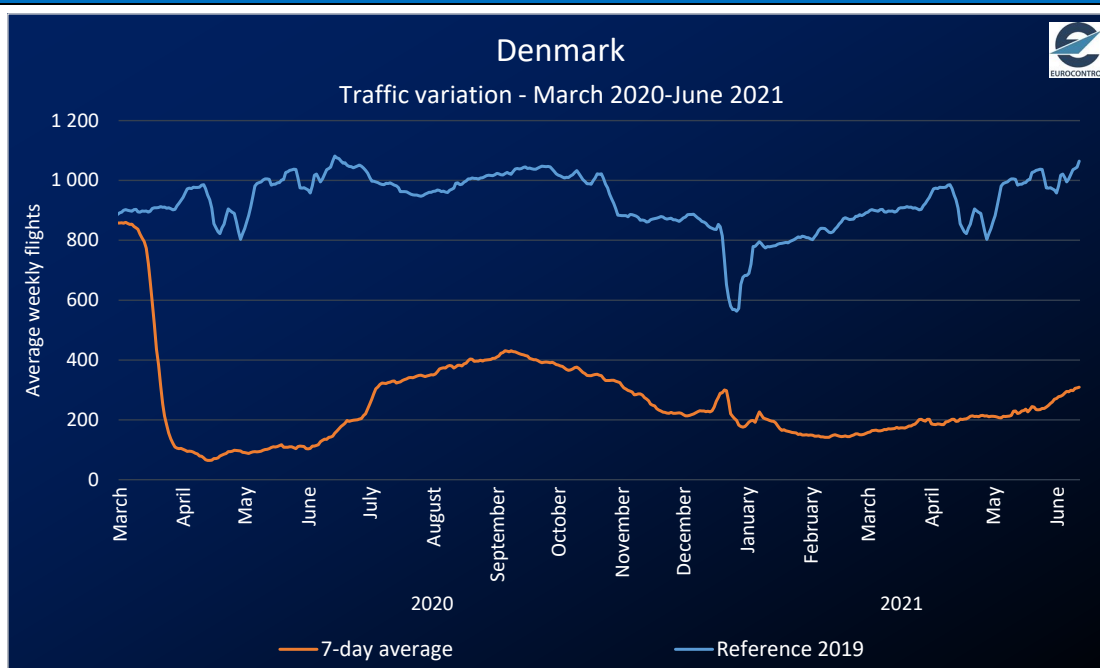




Danmark

- **Samlede tabte flyvninger siden 1. marts 2020: 319,000 flyvninger**
- **Nuværende flystatus: 309 daglige flyvninger eller -71% i forhold til 2019 (7-dages gennemsnit)¹**
- **Trafikprognose: 42% af 2019 i 2021 og 70% i 2022²**
- **BNP: + 1,6% i 2021 & + 3,3% i 2022 (ift. foregående år)³**
- **Vaccination: 25,47 pr. hundrede mennesker fuldt vaccineret⁴**
- **Travleste lufthavn: København med 210 gennemsnitlige daglige flyvninger¹ (-74% ift. 2019)**
- **Travleste flyselskab: SAS med 59 gennemsnitlige daglige flyvninger¹ (-82% ift. 2019)**

Trafikudvikling for 2020/21 og udsigterne for 2021/24



Trafiksammensætning

Airport	Average daily flights (Dep/Arr)	% vs 2019
Copenhagen/Kastrup	210	-74%
Billund	40	-73%
Aalborg	40	-40%
Copenhagen/Roskilde	35	+15%
Bornholm/Ronne	15	-69%

Aircraft Operator	Average daily flights	% vs 2019
SAS	59	-82%
Danish Intl Heli	25	-57%
Ryanair	16	-74%
DHL Express	13	-11%
KLM	12	-62%

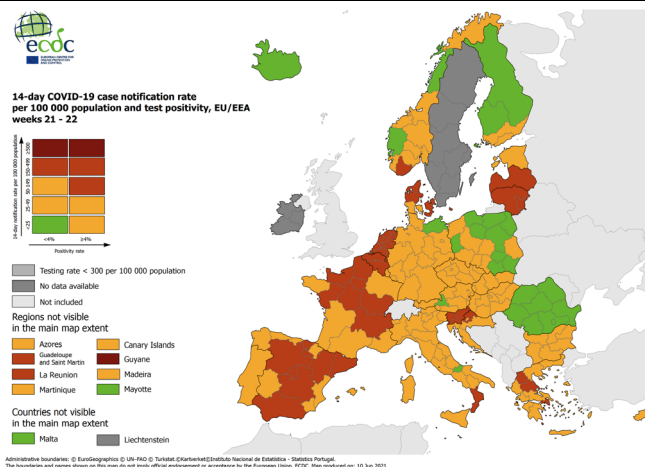
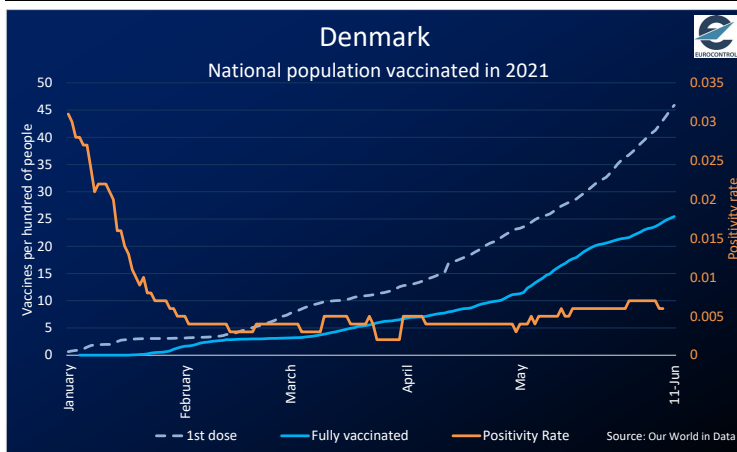
Country pair	Average daily flights	% vs 2019
from/to DENMARK	76	-50%
from/to GERMANY	32	-70%
from/to NORWAY	20	-80%
from/to SPAIN	19	-66%
from/to SWEDEN	19	-73%

Flight Category	Average daily flights	% vs 2019
Internal	66	-54%
International	229	-75%
Round Robin Flights	14	-14%

Aircraft Category	Average daily flights	% vs 2019
Narrow body	134	-79%
Other	75	-26%
Regional Jet	40	-74%
Commuter (TurboP)	33	-71%
Wide body	21	-52%
Very Large Aircraft	7	-43%

Market Segment	Average daily flights	% vs 2019
Traditional Scheduled	158	-75%
Lowcost	42	-84%
Business Aviation	36	-22%
Other Types	26	-22%
Charter	22	-67%
All-Cargo	20	-6%
Military	5	-6%

Vaccinationsfremskridt



Source : *European Centre for Disease Prevention and Control*

SUPPORTING EUROPEAN AVIATION



Data Sources:

- 1 Period between 07-06 – 13-06/2021 (as compared to the same week in 2019, 10-06 – 16-06/2019).
- 2 EUROCONTROL STATFOR forecast (21 May 2021) Scenario No.2.
- 3 GDP growth assumptions used in STATFOR scenario No.2 forecast. Source: Oxford Economics, March 2021.
- 4 Number of people fully vaccinated on 11 June 2021. Source: [Our World in Data](#).

Contacts: Aviation Intelligence Unit
Aviation.Intelligence@eurocontrol.int