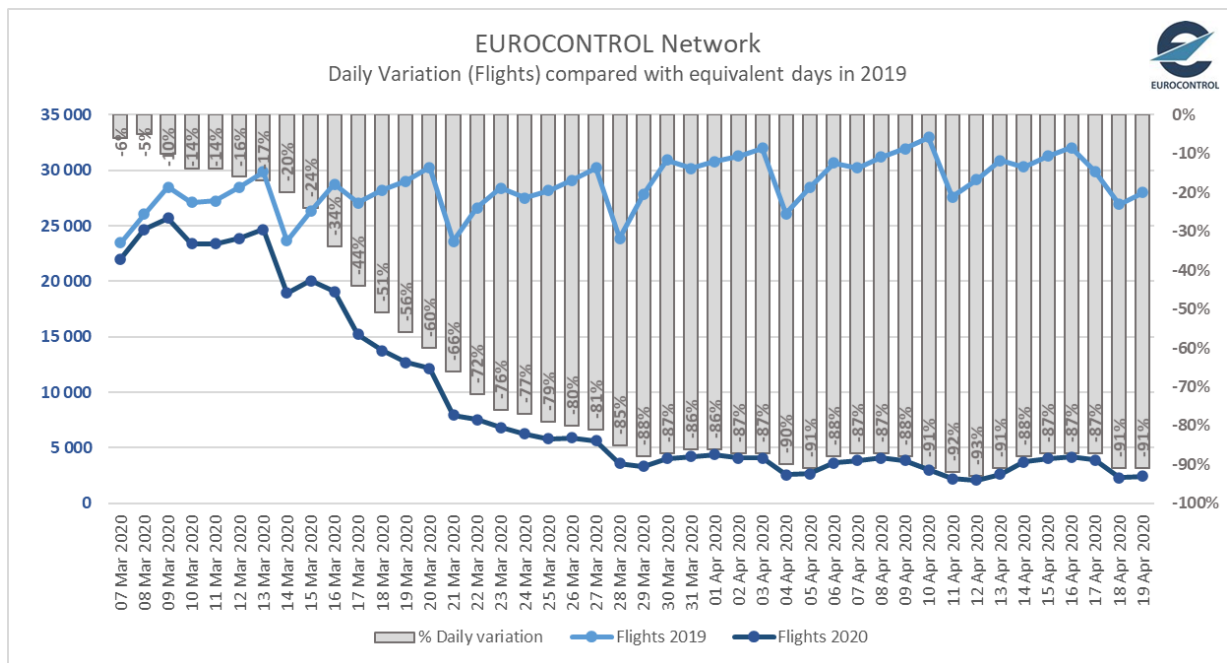


## Air Traffic situation: Sun 19 April & Week 16 (13-19 April) (compared with equivalent period in 2019)

### 1. Summary points on the network situation:

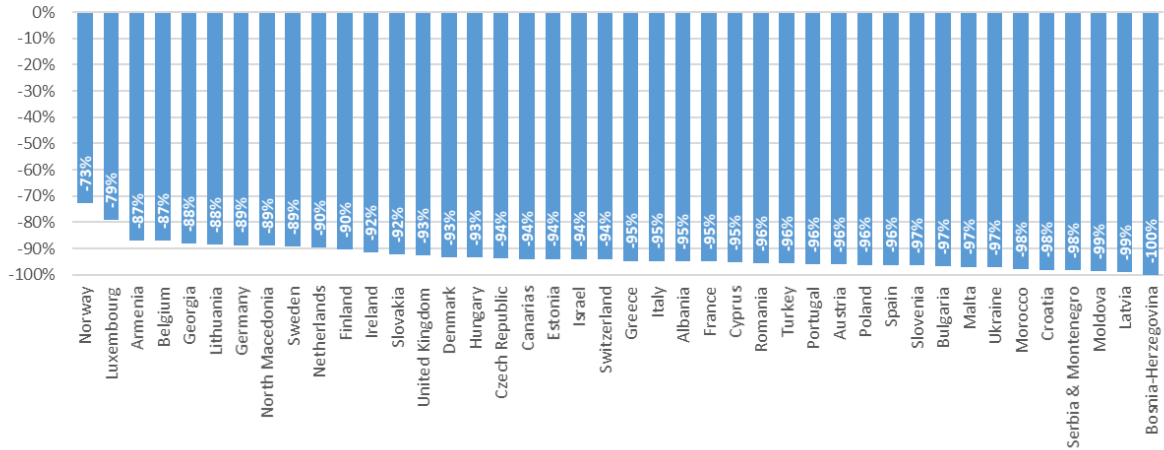
- **NM Network flights Sun 19 April: 2,455 flights** **-91.2% (25,555 fewer flights)**
  
- **Week #16 (13-19 April): 3,317 flights (daily avg)** **-88.9% (186,051 fewer flights)**
  - Saturday 18 was the quietest day of the week with 2,297 flights.
  - DHL Express was the busiest operator with an average of 167 movements per day, followed by Widerøe (154), Lufthansa (92), SAS (80) and Qatar (76).
  - Averaged across the week, Frankfurt was the busiest airport with an average of 202 movements per day followed by Heathrow (161), Oslo (143), Leipzig (143) and Schiphol (136).
  - No Rapid Air Mobility flights although notification has been received for some movements on the coming Tuesday.
  - The 'deficit' since 01 March 2020 totals 864,011 flights.



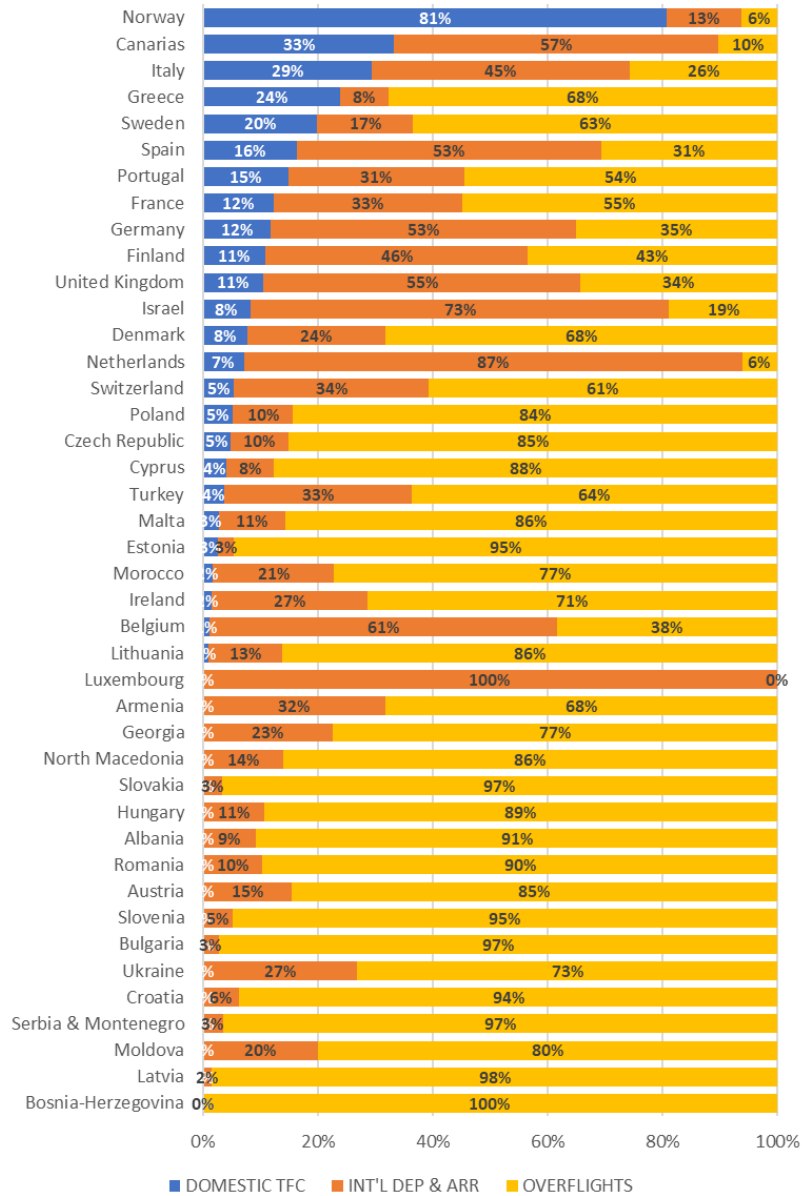
### States in EUROCONTROL Network (compared with equivalent days in 2019)



Daily Variation (IFR Dep/Arr Flights) - Sun 19 Apr 2020

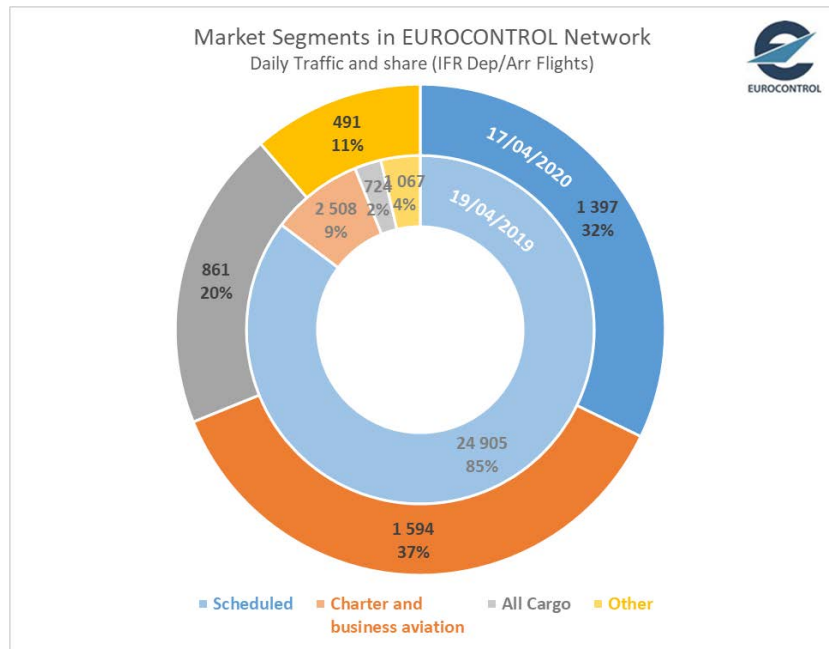


### Daily structure of traffic Sun 19 April 2020

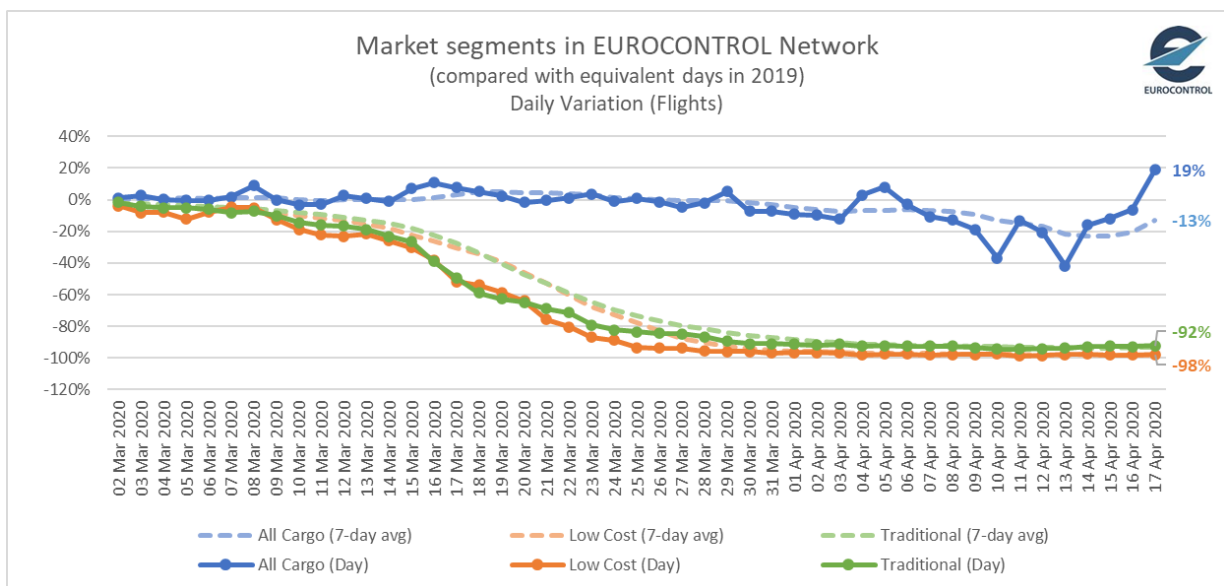


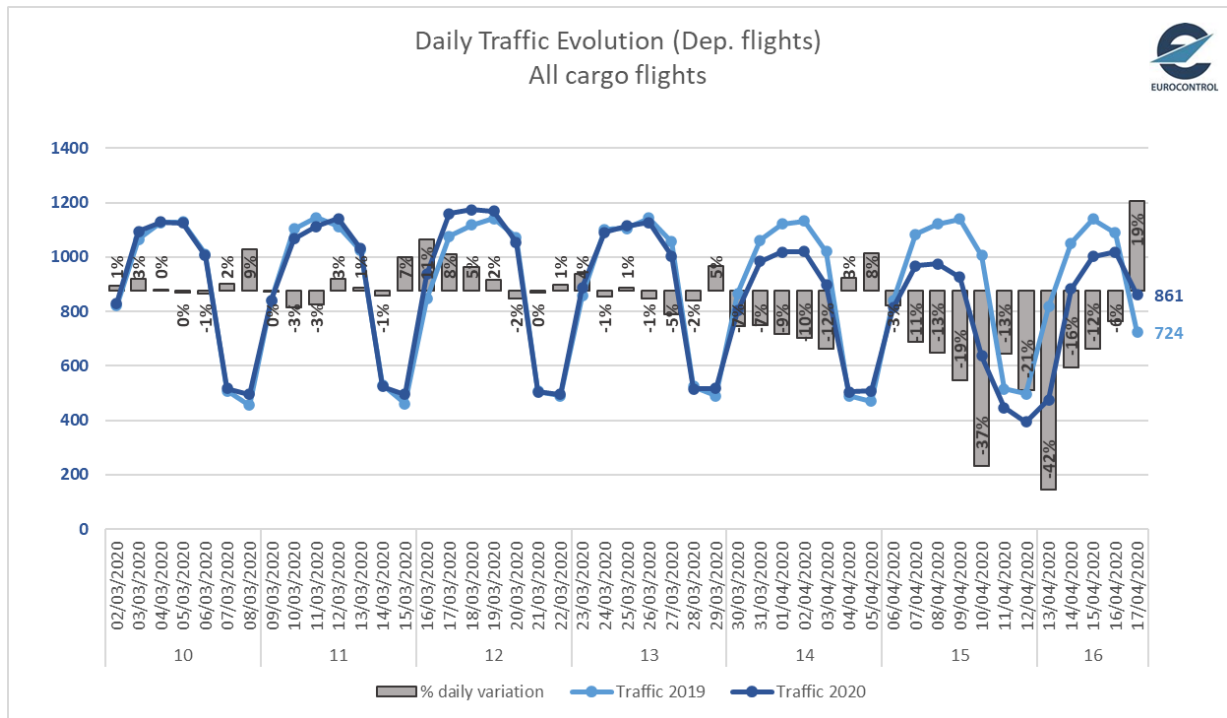
## 2. Market Segments (Up to 17 April 2020)

- As per the chart on the right-hand side, this time last year, all-cargo flights accounted for about 2% of total Departure / Arrival flights, whereas now, it accounted for 20% on Friday 17 April 2020.
- The share of scheduled traffic which accounted for 85% reduced to 32% only.



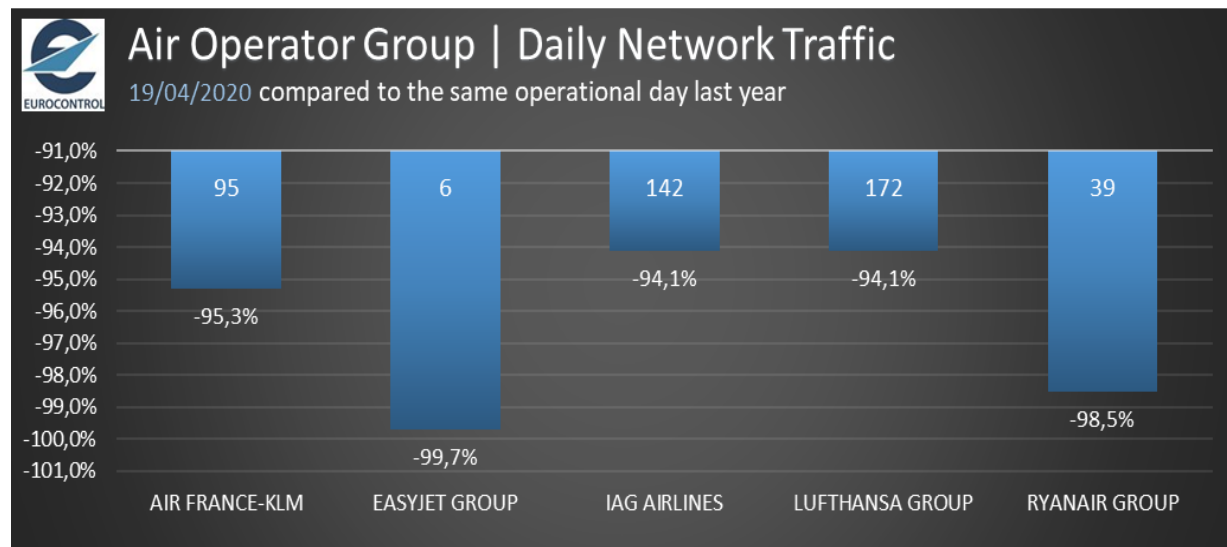
- As per the chart below, it appears clearly that all-cargo flights remained close to the 2019 level until recently while scheduled and low-cost traffic reduced by 92% (respectively 98%) during the crisis.
- The recent reduction evident in the last few days of all-cargo (e.g. -13% as an average over the last 7 days before 17 April), is most likely related to the Easter period (which occurred on 21 April 2019 last year), as a similar patterns have been noted over the last few years. The 19% gain on 17<sup>th</sup> April 2020 illustrates the fluctuations as this is set against the Easter weekend of 2019 when cargo operations would have been lower.

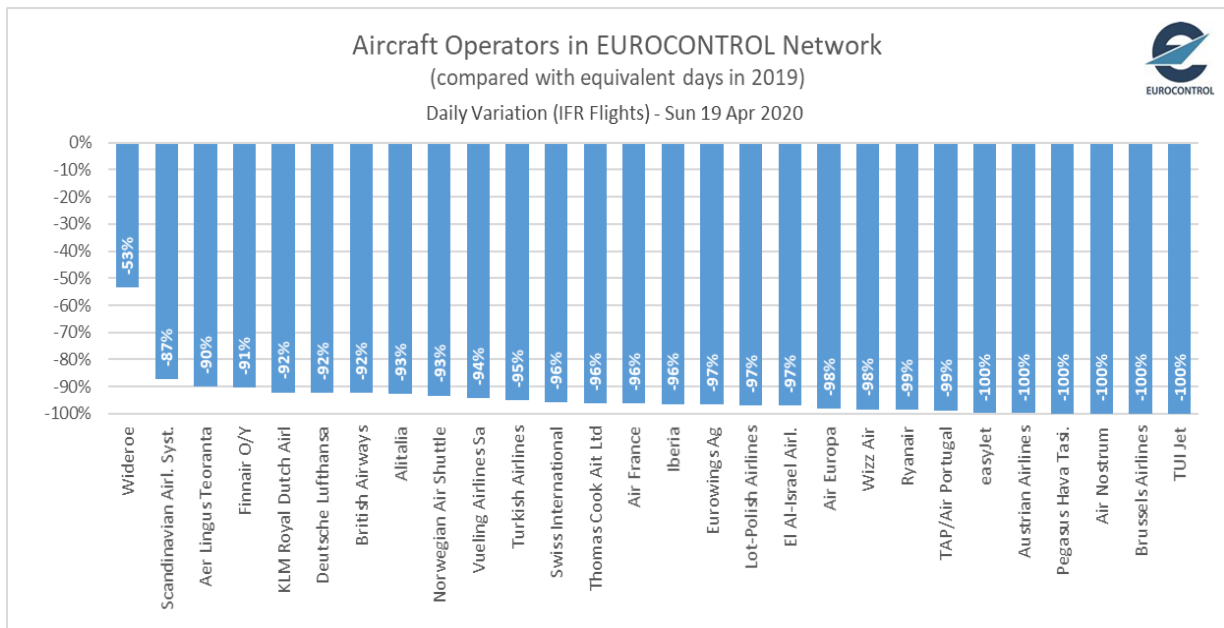




### 3. Airlines

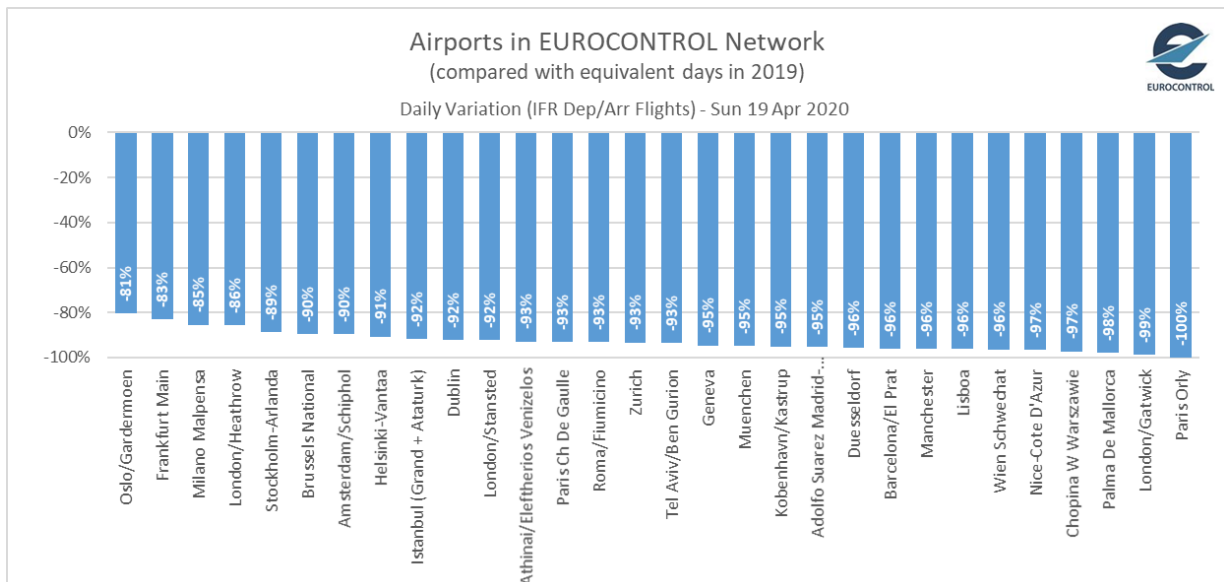
- For the largest Air Operator Groups, the reductions on Sunday 19 April were: easyJet -99.7%, Ryanair Group -98.5%, Air-France-KLM -95.3%, IAG Airlines and Lufthansa Group -94.1%.
- On Sunday 19 April Air Nostrum, Pegasus, TUI Jet and Brussels Airlines had no operations at all, whilst easyJet, Austrian Airlines, TAP/Air Portugal and Ryanair were -99% with just a few flights. Iberia was -96%, Air France -96%, British Airways -92%, Lufthansa -92% and KLM -92%.
- Widerøe was the busiest Airline with 111 movements, followed by Lufthansa (91), Qatar Airways (84), SAS (79), Turkish airlines (69), DHL Express (69), British Airways (67) and KLM (56).





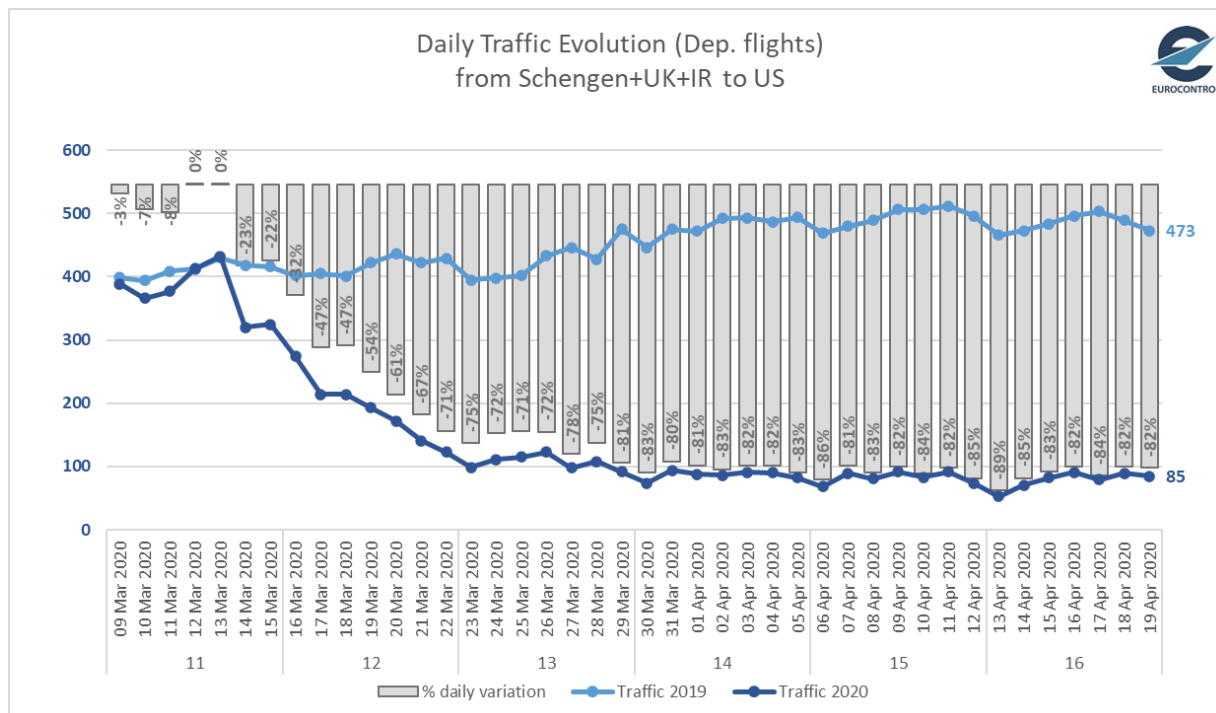
#### 4. Airports:

- On Sunday 19 April, virtually all of Europe's largest airports are now managing 90% fewer flights compared to last year, examples: Paris Orly -100%, London Gatwick -99%, Vienna -96%, Munich -95%, Madrid -95%, Paris CDG -93%, Athens -93%, Dublin -92%, Istanbul -92%, Amsterdam -90%, London Heathrow -86%, Milan Malpensa -85%, and Frankfurt -83%.
- On Sunday 19 April, Frankfurt was the busiest airport with 216 movements, followed by London/Heathrow with 190, Amsterdam (147), Oslo Gardermoen (118), Leipzig (106) and Istanbul (104).



## 5. Europe / USA Traffic

- By Sunday 19 April, traffic between Europe and USA, was down by 82% compared to 2019 with some 79 daily flights on average over the last 7 days. This level is stable since 29 March.



To further assist you in your analysis, EUROCONTROL provides the following additional information on a daily basis (daily updates at approximately 12:00 CET):

### 1. EUROCONTROL Daily Traffic Variation dashboard:

[www.eurocontrol.int/Economics/DailyTrafficVariation](http://www.eurocontrol.int/Economics/DailyTrafficVariation) (or via the COVID-19 button on the top of our homepage [www.eurocontrol.int](http://www.eurocontrol.int))

- This dashboard will provide traffic for Day+1 for all European States; for the largest airports; for each Area Control Centre (ACC); and for the largest airline operators.



### 2. COVID Related-NOTAMS With Network Impact (i.e. summary of airspace restrictions):

<https://www.public.nm.eurocontrol.int/PUBPORTAL/gateway/spec/index.html>

- The public Network Operations Portal (NOP) under "Latest News" will be updated daily with a summary table of the most significant COVID-19 NOTAMS applicable at 12.00 UTC.

