

Comparatives relate to the same period in 2018

	OCTOBER	YEAR TO DATE
FLIGHTS¹		
Total network traffic (million)	0.98 million	9.51 million
Average per day and change	31,678 ↓0.3%	31,267 ↑1.2%
DELAYS		
Average delay on arrival (all causes, per flight)	10.9mins ↓7.6%	12.7mins ↓10.7%
Av. arrival punctuality (all causes) ²	78.3% ↑1.4%	76.8% ↑1.7%
Av. ATFM delay (en-route) per flight	1.00mins ↓18.3%	1.71mins ↓11.0%
Av. ATFM delay (airport) per flight	0.56mins ↓5.1%	0.63mins ↑6.1%
Av. ATFM delay (total) per flight	1.56mins ↓14.0%	2.34mins ↓7.0%
CHARGES		
En-route charges ³	€700 million ↓3.22%	€6.78 billion ↓2.36%
ENVIRONMENT		
CO ₂ generated (million tonnes) ⁴	18.3 →0.0%	178.5 ↑2.6%

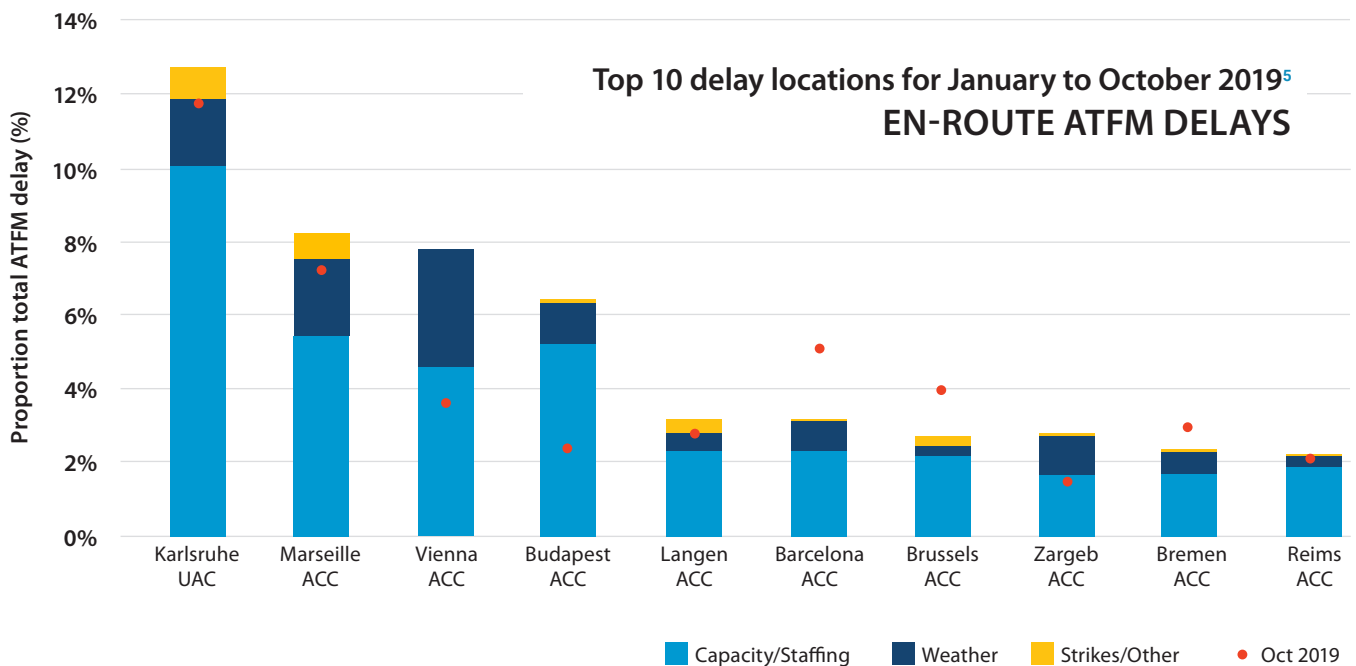
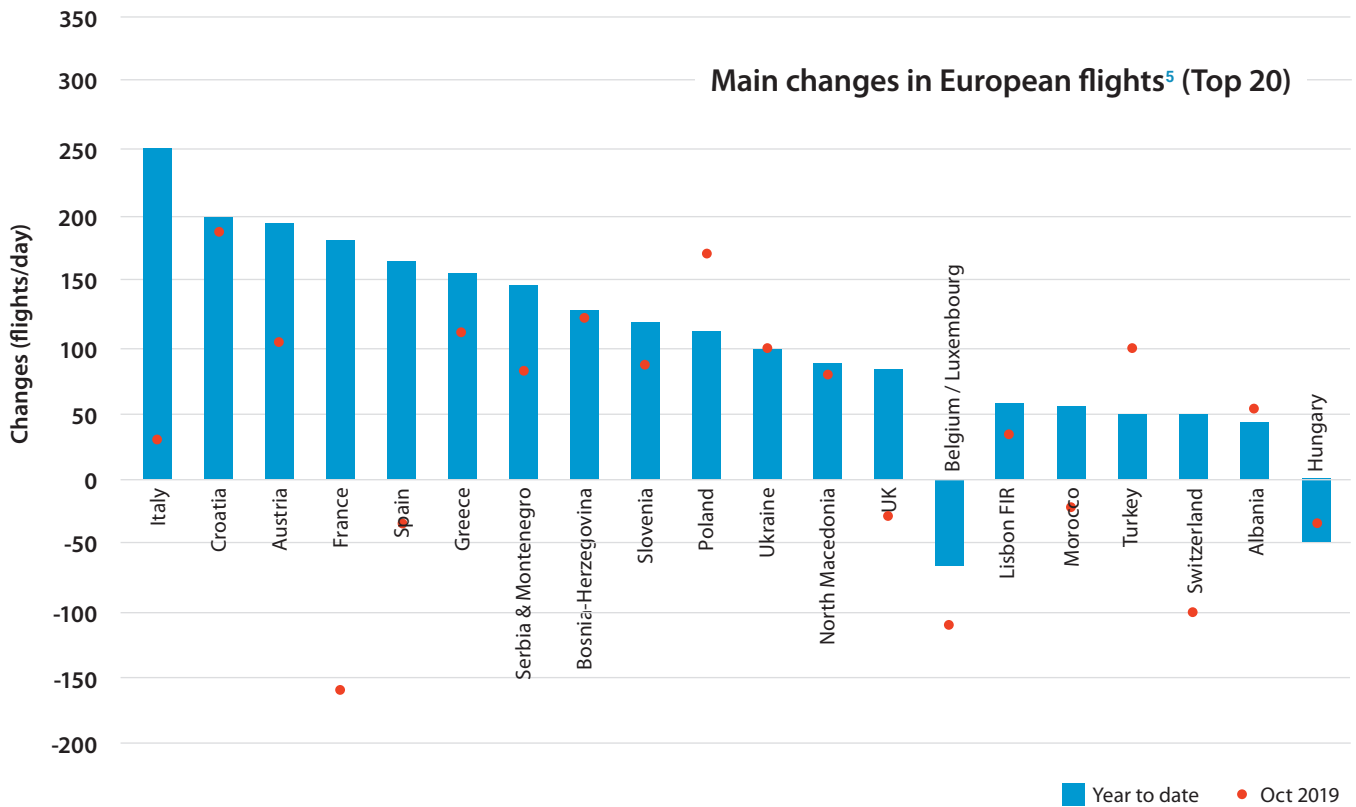
¹ Number of flights in EUROCONTROL network (41 Member States plus Israel and Morocco, the two Comprehensive Agreement States)

² Proportion of flights arriving no more than 15 minutes late, as reported by airlines; changes in percentage points

³ Route charges billed by CRCO for all EUROCONTROL Member States, except Ukraine, Israel & Morocco

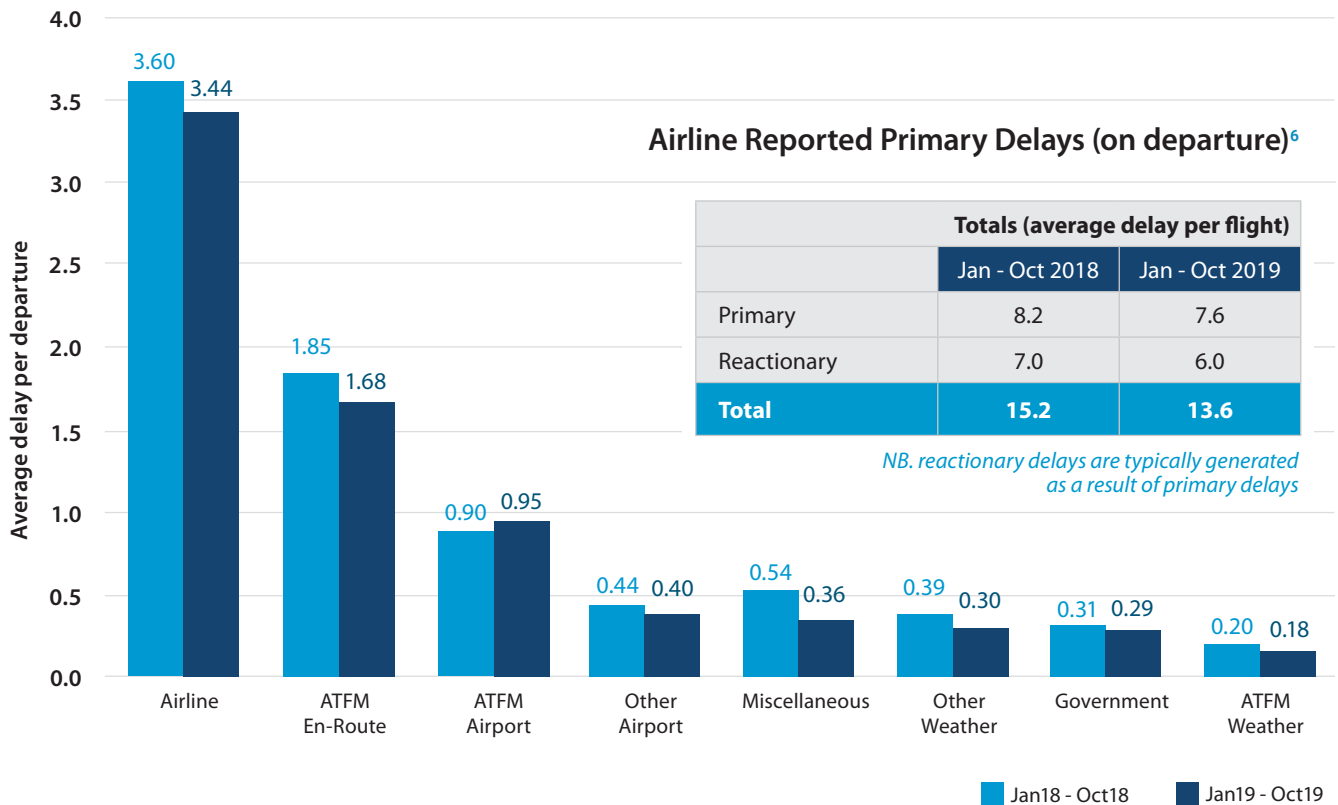
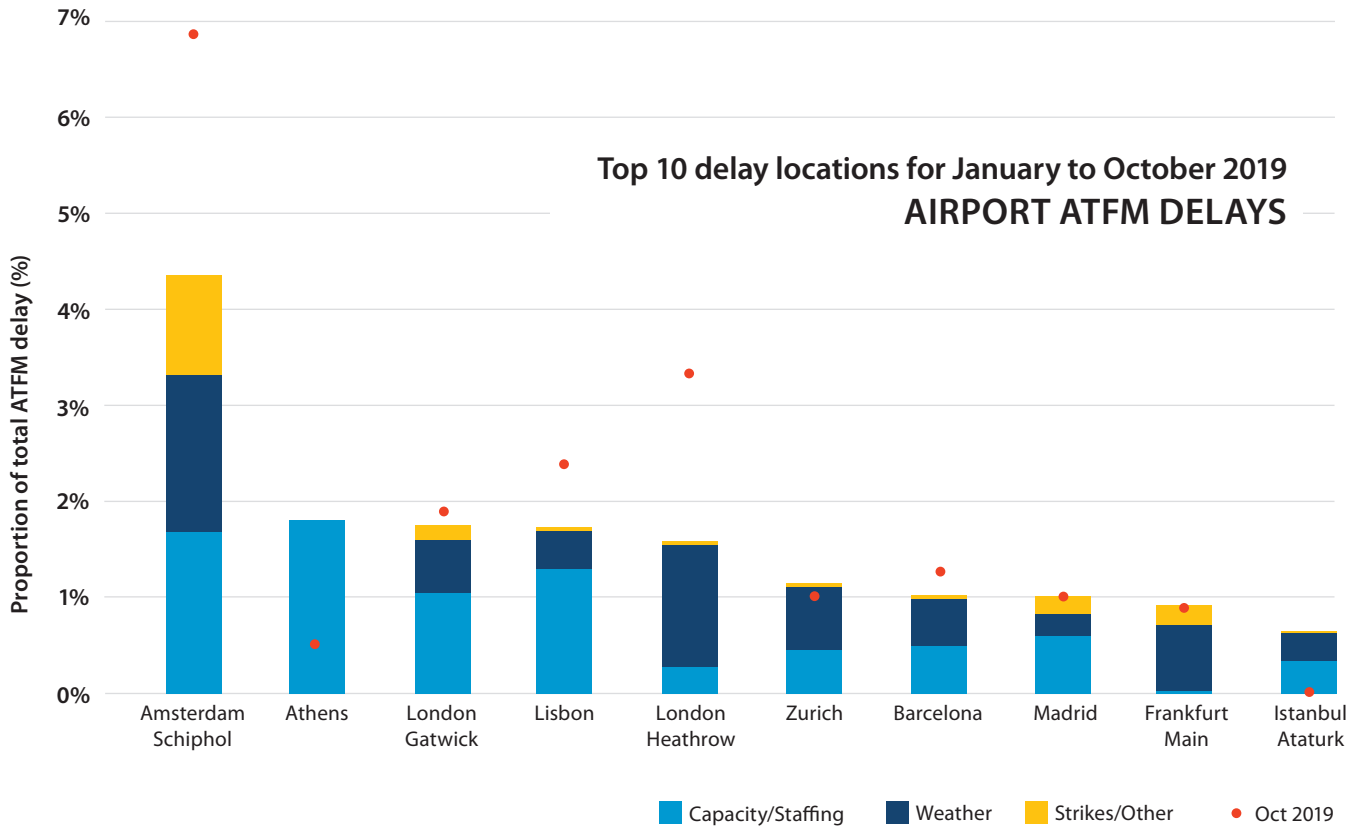
⁴ CO₂ generated for the entire flight for all flights departing EUROCONTROL Member States, except Ukraine

22 November 2019



⁵ Please note that the network measures this summer have resulted in the transfer of traffic from certain areas (with a shortage of capacity) to others. This graph should be read with this in mind.

Top 10 delay locations for January to October 2019 AIRPORT ATFM DELAYS



⁶ For more information on the different types of delay in this graph, please refer to the CODA Digest <https://www.eurocontrol.int/publication/all-causes-delay-and-cancellations-air-transport-europe-2018>

Top 10 Airlines

Jan - Oct 2019	Route charges in M€
Ryanair	597.5
easyJet	391.5
Lufthansa	325.2
British Airways	270.6
Turkish Airlines	247.6
Air France	227.1
TUI Group	189.8
Emirates	185.2
Norwegian Group	173.3
Qatar Airways	158.0

Top 10 Charging Zones

Jan - Oct 2019	Route charges in M€
France	1142.9
Germany	821.4
Italy	674.0
United Kingdom	626.5
Continental Spain	600.1
Turkey	338.3
Austria	194.0
Poland	172.1
Sweden	162.5
Netherlands	162.2

For more information please contact:

infocentre@eurocontrol.int

or

environment@eurocontrol.int



SUPPORTING EUROPEAN AVIATION



© EUROCONTROL - November 2019

This document is published by EUROCONTROL for information purposes. It may be copied in whole or in part, provided that EUROCONTROL is mentioned as the source and it is not used for commercial purposes (i.e. for financial gain). The information in this document may not be modified without prior written permission from EUROCONTROL.

www.eurocontrol.int