





Comparatives relate to the same period in 2018

	DECEMBER 2019	FULL YEAR 2019
 FLIGHTS¹		
Total network traffic (million)	0.80 million	11.11 million
Average per day and change	25,710 ↓0.3%	30,427 ↑0.9%
 DELAYS		
Average delay on arrival (all causes, per flight)	11.4mins ↓11.6%	12.2mins ↓11.6%
Av. arrival punctuality (all causes) ²	79.3% ↑2.8%	77.4% ↑1.8%
Av. ATFM delay (en-route) per flight	1.18mins ↑65.9%	1.57mins ↓9.0%
Av. ATFM delay (airport) per flight	0.51mins ↓21.8%	0.60mins ↑0.8%
Av. ATFM delay (total) per flight	1.69mins ↑24.2%	2.18mins ↓6.5%
 CHARGES		
En-route charges ³	€566 million ↓4.01%	€7.90 billion ↓2.66%
 ENVIRONMENT		
CO ₂ generated (million tonnes) ⁴	15.4 ↑0.6%	210.0 ↑2.7%

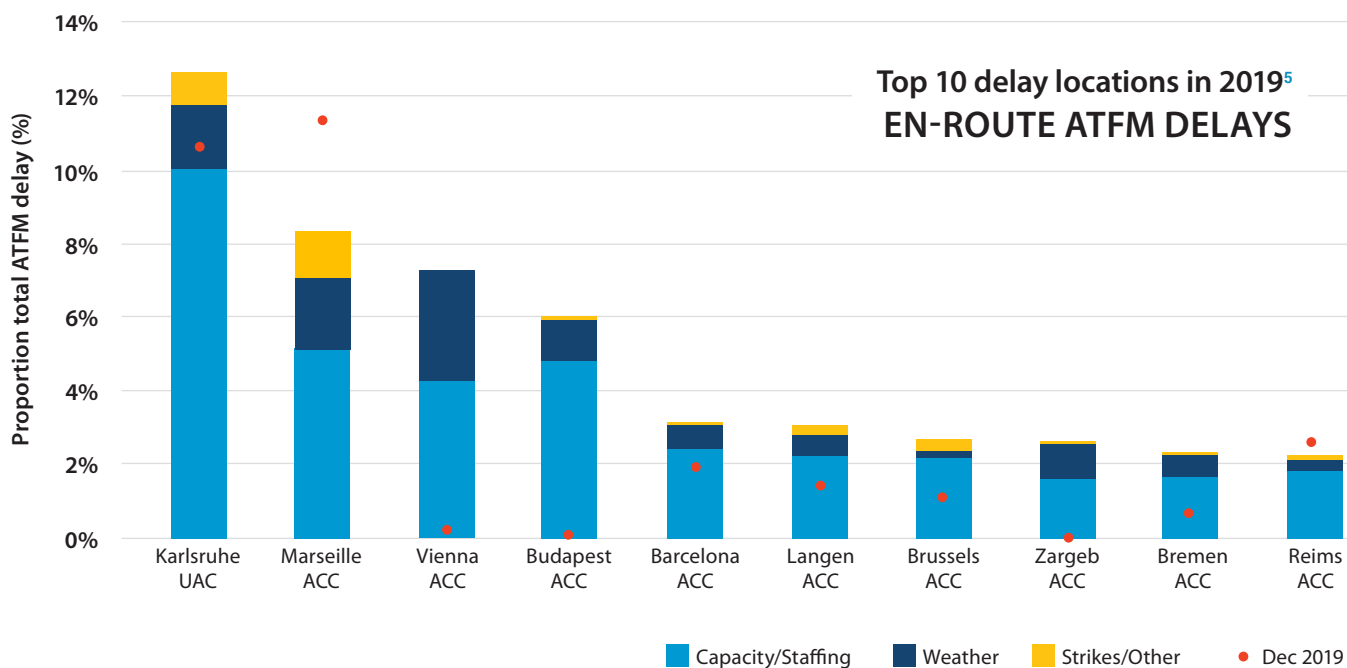
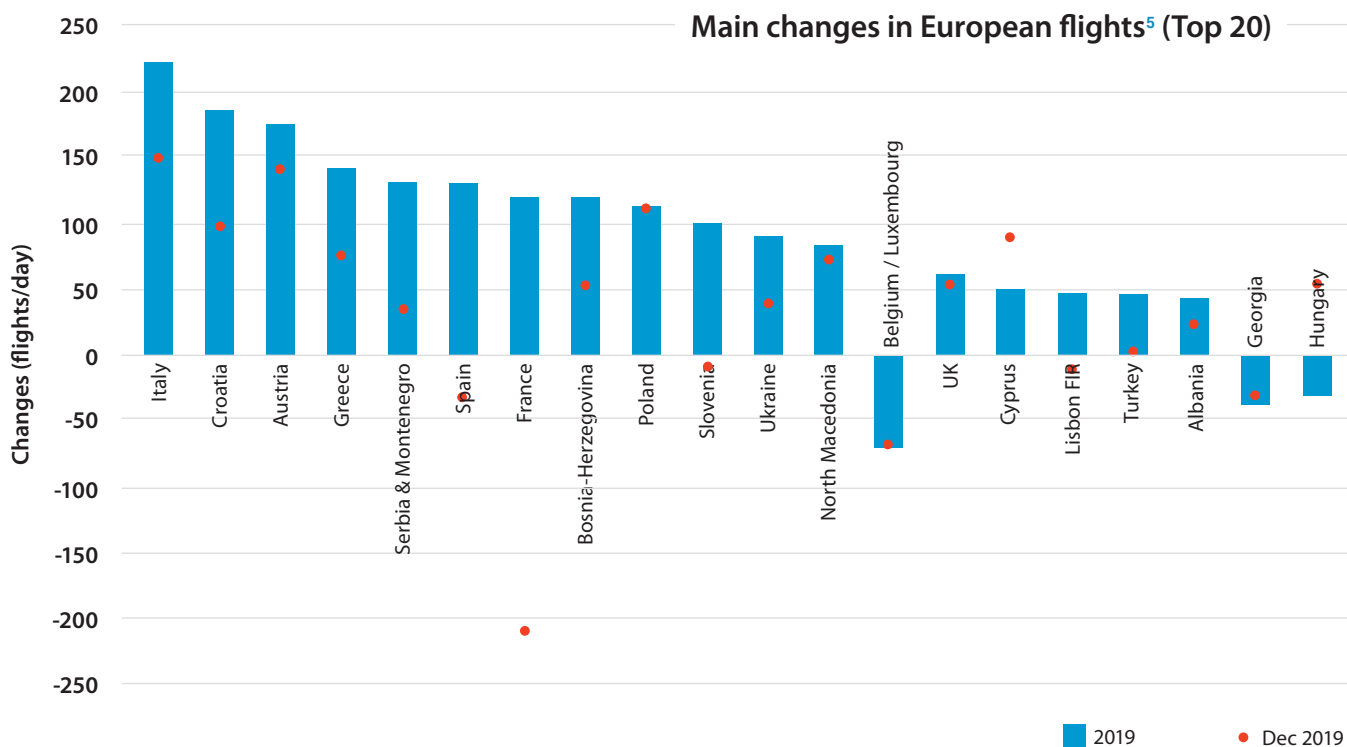
¹ Number of flights in EUROCONTROL network (41 Member States plus Israel and Morocco, the two Comprehensive Agreement States)

² Proportion of flights arriving no more than 15 minutes late, as reported by airlines; changes in percentage points

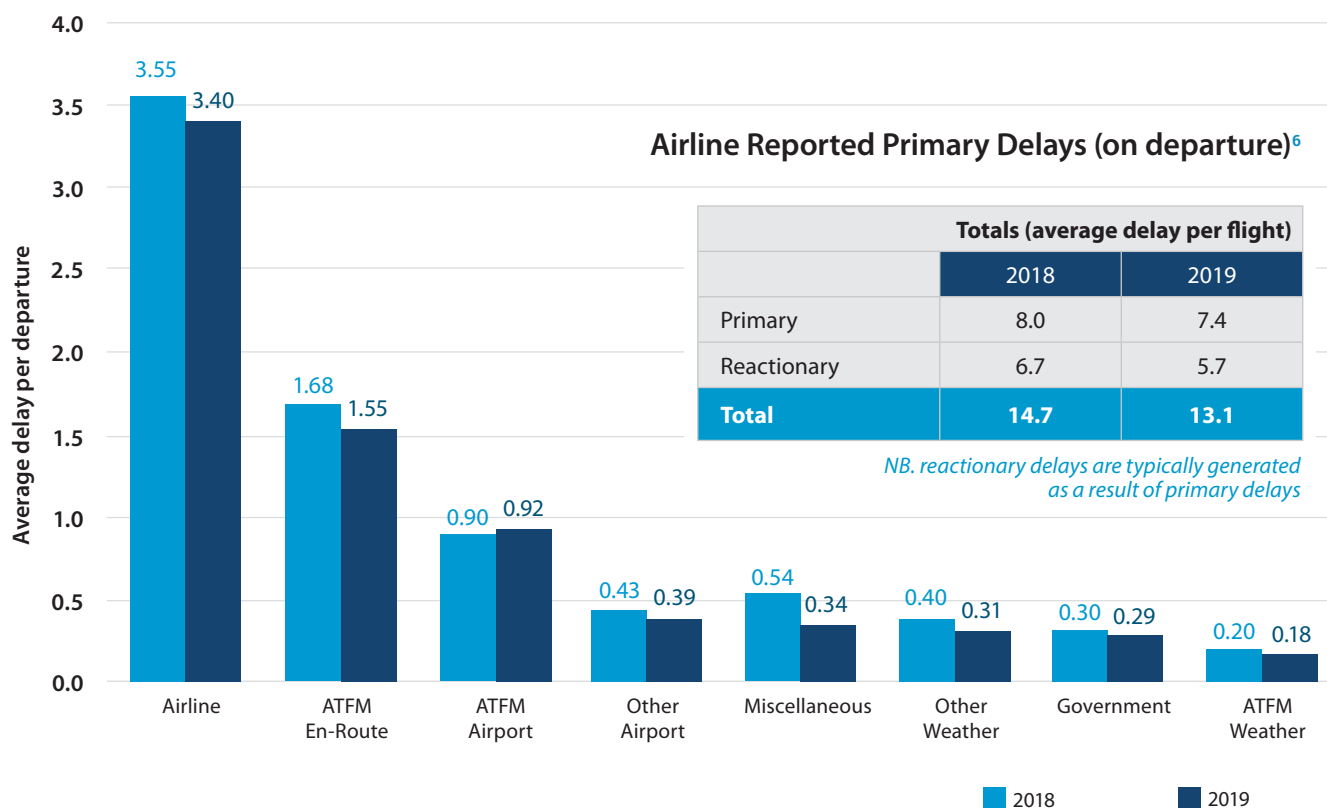
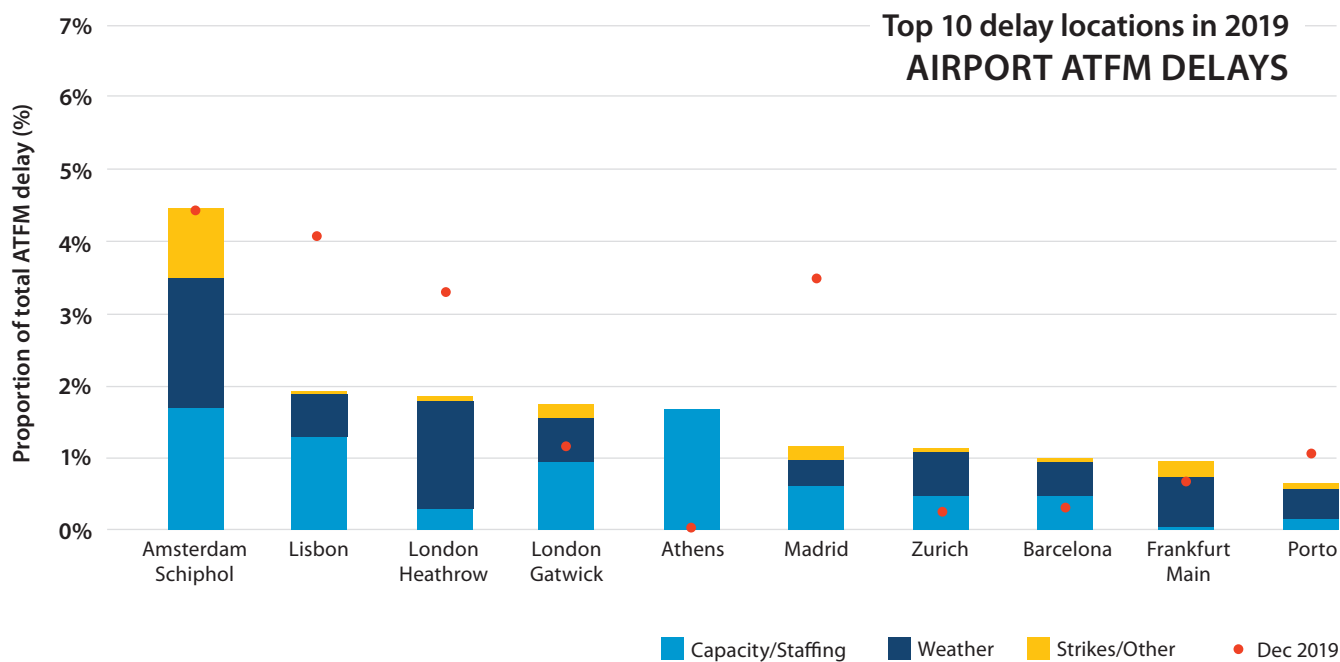
³ Route charges billed by CRCO for all EUROCONTROL Member States, except Ukraine, Israel & Morocco

⁴ CO₂ generated for the entire flight for all flights departing EUROCONTROL Member States, except Ukraine

24 January 2020



⁵ Please note that the network measures this summer have resulted in the transfer of traffic from certain areas (with a shortage of capacity) to others. This graph should be read with this in mind.



⁶ For more information on the different types of delay in this graph, please refer to the CODA Digest <https://www.eurocontrol.int/publication/all-causes-delay-and-cancellations-air-transport-europe-2018>

Top 10 Airlines

Jan-Dec 2019	Route charges in M€
Ryanair	696.6
easyJet	451.4
Lufthansa	380.8
British Airways	318.9
Turkish Airlines	293.8
Air France	272.8
Emirates	223.7
TUI Group	210.2
Norwegian Group	197.8
Qatar Airways	190.8

Top 10 Charging Zones

Jan-Dec 2019	Route charges in M€
France	1317.2
Germany	961.4
Italy	774.1
United Kingdom	736.6
Continental Spain	699.5
Turkey	397.3
Austria	225.9
Poland	201.9
Sweden	191.5
Netherlands	190.6

For more information please contact:

infocentre@eurocontrol.int

or

environment@eurocontrol.int



SUPPORTING EUROPEAN AVIATION



© EUROCONTROL - January 2020

This document is published by EUROCONTROL for information purposes. It may be copied in whole or in part, provided that EUROCONTROL is mentioned as the source and it is not used for commercial purposes (i.e. for financial gain). The information in this document may not be modified without prior written permission from EUROCONTROL.

www.eurocontrol.int