





Comparatives relate to the same period in 2018

	NOVEMBER	YEAR TO DATE
 FLIGHTS¹		
Total network traffic (million)	0.80 million	10.31 million
Average per day and change	26,796 ↓1.9%	30,865 ↑0.9%
 DELAYS		
Average delay on arrival (all causes, per flight)	7.4mins ↓24.5%	12.4mins ↓10.8%
Av. arrival punctuality (all causes) ²	86.4% ↑4.3%	77.4% ↑1.8%
Av. ATFM delay (en-route) per flight	0.32mins ↓35.1%	1.60mins ↓11.4%
Av. ATFM delay (airport) per flight	0.35mins ↓38.0%	0.61mins ↑2.7%
Av. ATFM delay (total) per flight	0.67mins ↓36.7%	2.21mins ↓7.9%
 CHARGES		
En-route charges ³	€552 million ↓4.90%	€7.33 billion ↓2.55%
 ENVIRONMENT		
CO ₂ generated (million tonnes) ⁴	15.2 →0.1%	194.6 ↑2.9%

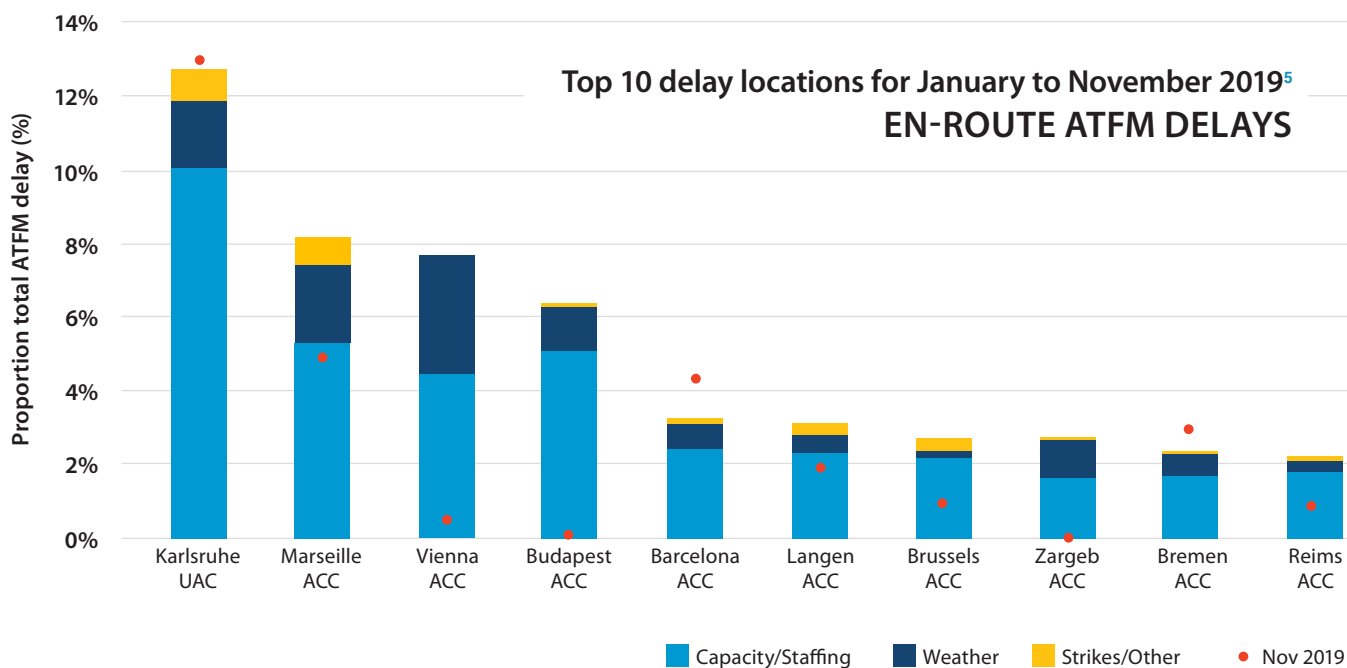
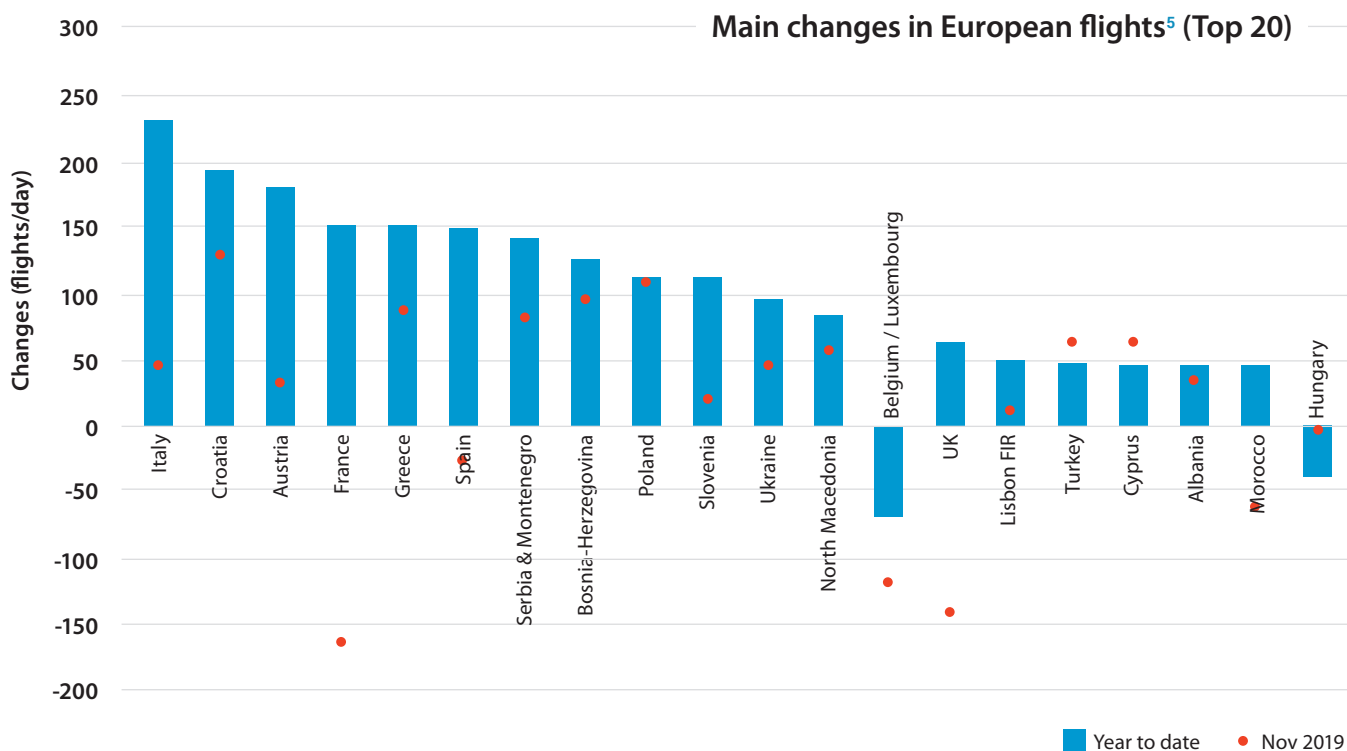
¹ Number of flights in EUROCONTROL network (41 Member States plus Israel and Morocco, the two Comprehensive Agreement States)

² Proportion of flights arriving no more than 15 minutes late, as reported by airlines; changes in percentage points

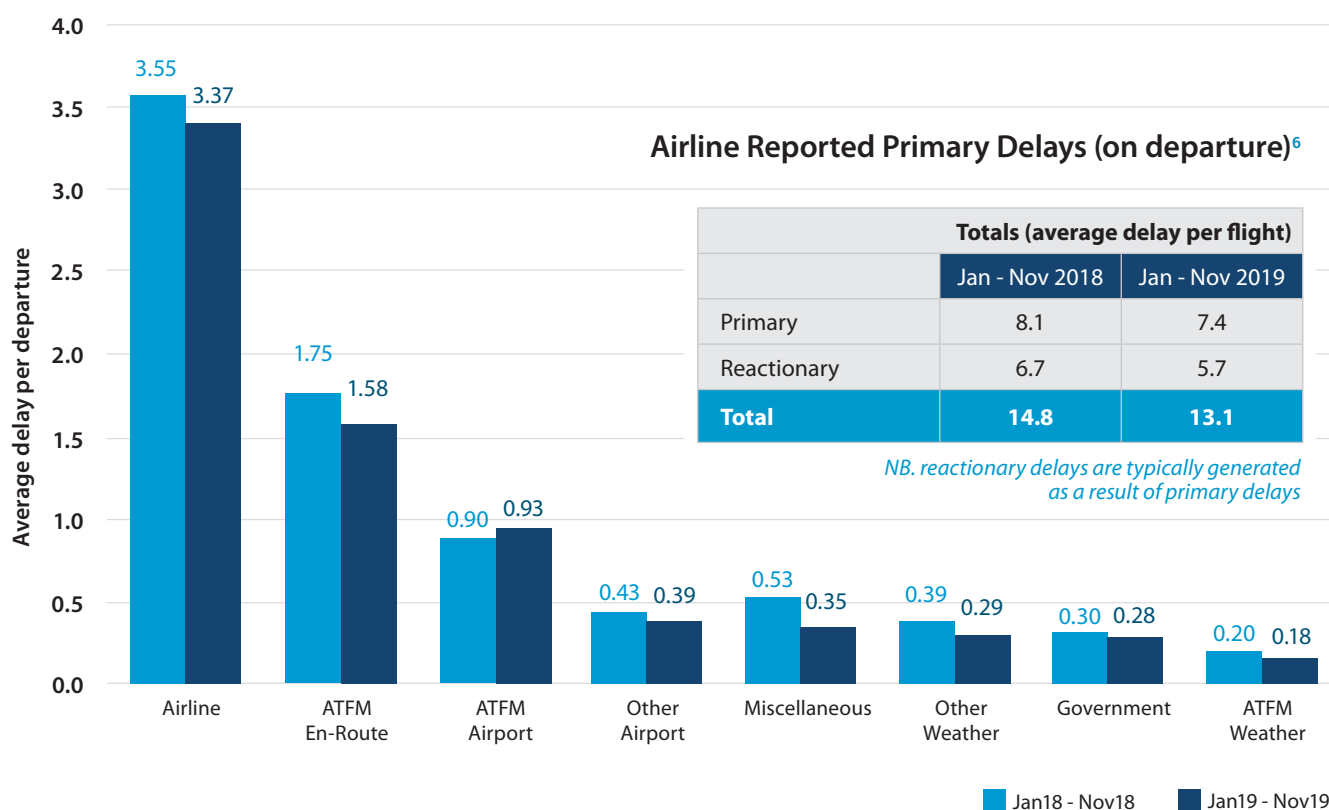
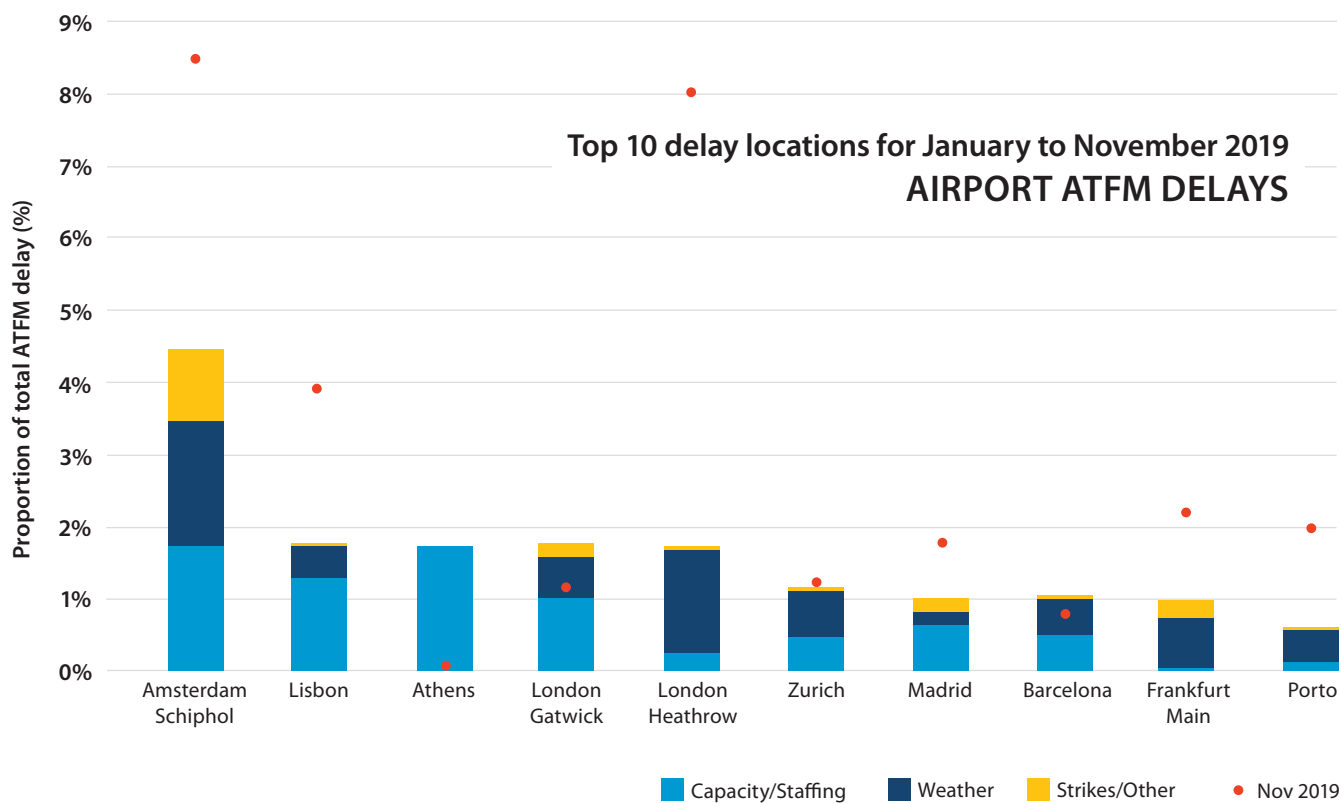
³ Route charges billed by CRCO for all EUROCONTROL Member States, except Ukraine, Israel & Morocco

⁴ CO₂ generated for the entire flight for all flights departing EUROCONTROL Member States, except Ukraine

19 December 2019



⁵ Please note that the network measures this summer have resulted in the transfer of traffic from certain areas (with a shortage of capacity) to others. This graph should be read with this in mind.



⁶ For more information on the different types of delay in this graph, please refer to the CODA Digest <https://www.eurocontrol.int/publication/all-causes-delay-and-cancellations-air-transport-europe-2018>

Top 10 Airlines

Jan - Nov 2019	Route charges in M€
Ryanair	646.3
easyJet	419.1
Lufthansa	353.6
British Airways	294.5
Turkish Airlines	270.4
Air France	249.6
Emirates	203.8
TUI Group	199.8
Norwegian Group	185.6
Qatar Airways	174.1

Top 10 Charging Zones

Jan - Nov 2019	Route charges in M€
France	1229.9
Germany	890.7
Italy	722.8
United Kingdom	680.2
Continental Spain	649.2
Turkey	367.8
Austria	209.7
Poland	186.9
Sweden	176.7
Netherlands	176.4

For more information please contact:

infocentre@eurocontrol.int

or

environment@eurocontrol.int



SUPPORTING EUROPEAN AVIATION



© EUROCONTROL - December 2019

This document is published by EUROCONTROL for information purposes. It may be copied in whole or in part, provided that EUROCONTROL is mentioned as the source and it is not used for commercial purposes (i.e. for financial gain). The information in this document may not be modified without prior written permission from EUROCONTROL.

www.eurocontrol.int