

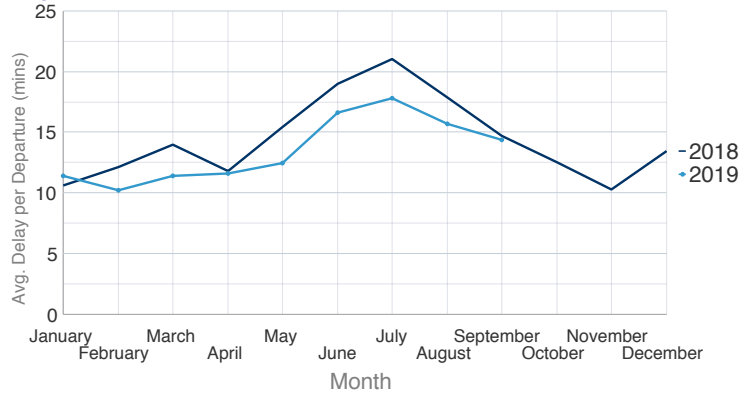
All-causes delay to Air Transport in Europe

September 2019

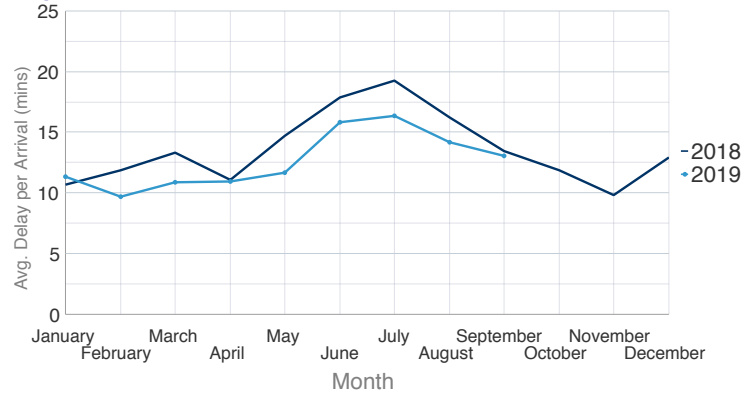


In September 2019, traffic increased by 0.3% compared to September 2018. A French central communications system failure generated high delays in all French ACCs and neighbouring states such as London and Madrid ACCs. Weather (convective activity, strong winds and thunderstorms) affected operations in Vienna, Barcelona, Marseille, Zagreb, Budapest, Karlsruhe, Madrid and Prague ACCs, as well as Palma de Mallorca and Barcelona airport. A ground handling staff industrial action disrupted operations at Schiphol airport.

Average Delay per Flight on Departure (mins) - September 2019



Average Delay per Flight on Arrival (mins) - September 2019

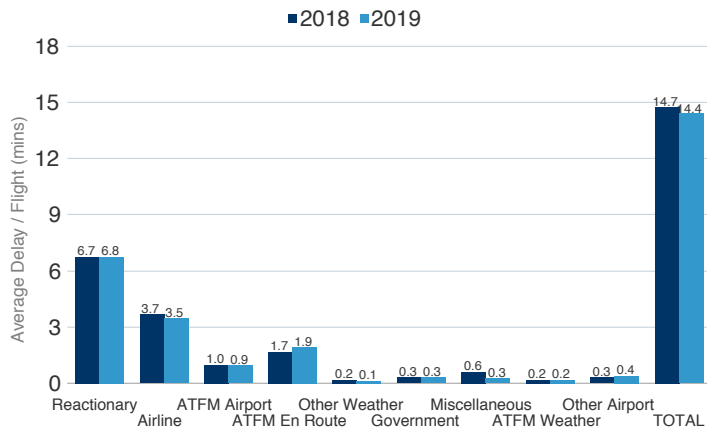


In September 2019 the average delay per flight on departure was 14.4 minutes per flight. This was a **decrease** of 0.4 minutes per flight when compared to September 2018 where the average delay per flight was 14.7 minutes.

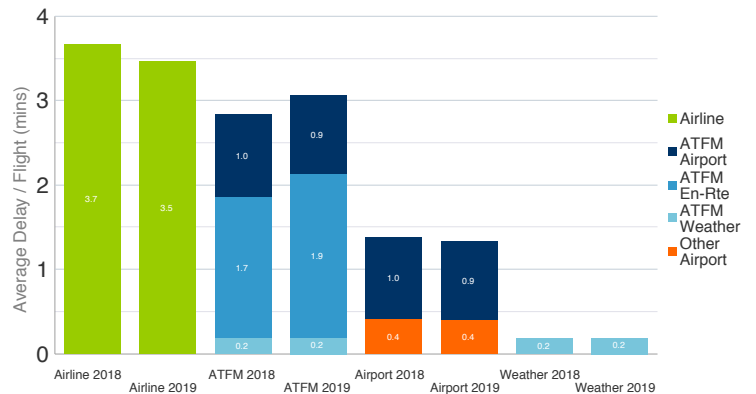
In September 2019 the average delay per flight on arrival was 13.0 minutes per flight. This was a **decrease** of 0.5 minutes per flight when compared to September 2018 where the average delay per flight was 13.5 minutes.

Further analysis of the delay causes shows that reactionary delay contributed 6.8 minutes to the average delay per flight in September 2019.

Departure Delay Causes - September 2019



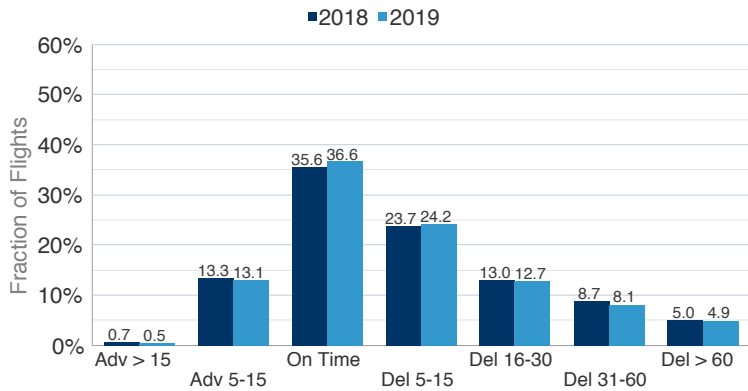
Grouped Departure Delay Causes - September 2019



The First Look at Delays is based on partial airline data to be updated once the full dataset is available.
 Current CODA Coverage of IFR Flights in ECAC September 2019: 53.9%
 Date of publication: 31/10/2019 Eurocontrol TLP status: White (Public Information)

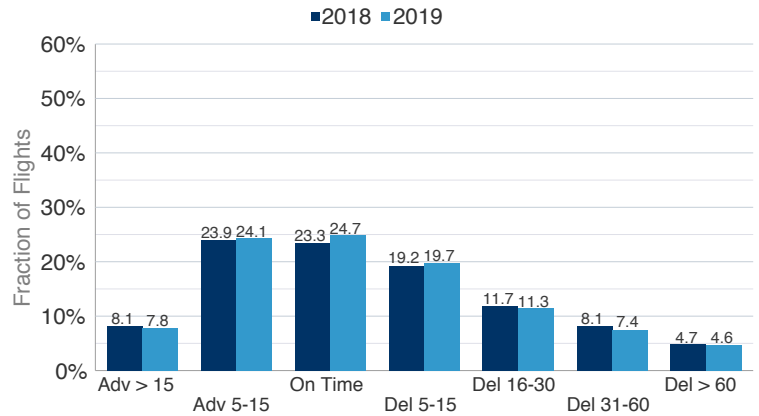


All Causes Departure Punctuality - September 2019



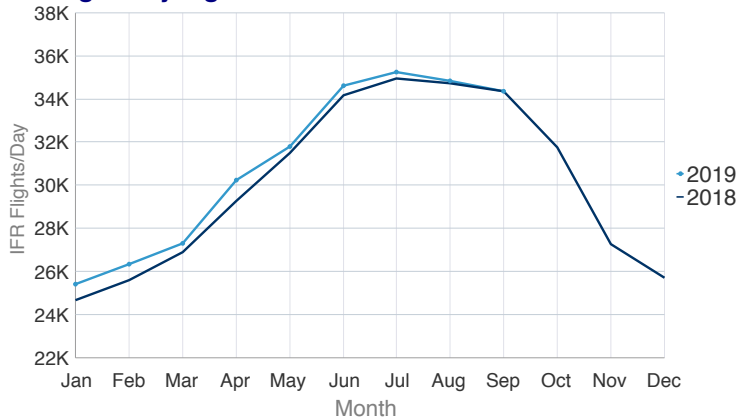
In September 2019, 36.6% of the flights departed within the 5 minutes threshold before or after the scheduled departure time (STD); **an increase** of 1.0 points from 35.6% compared to previous year. Flights delayed >30 minutes from all-causes **decreased** from 13.8% to 13.0%.

All Causes Arrival Punctuality - September 2019

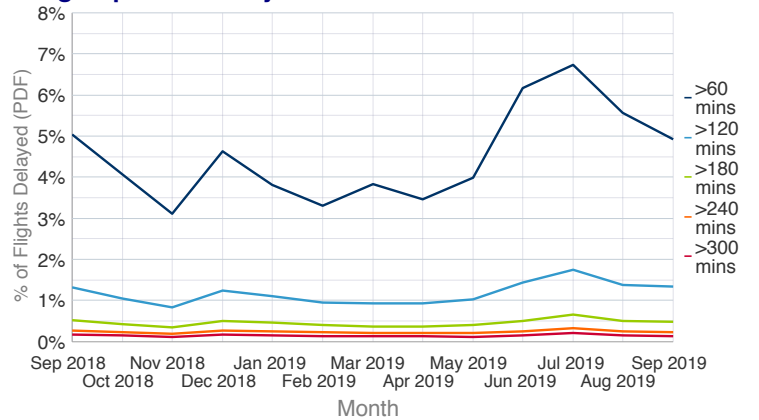


In September 2019, 24.7% of the flights arrived within the 5 minutes threshold before or after the scheduled arrival time (STA); **an increase** of 1.4 points from 23.3% compared to previous year. Flights delayed >30 minutes from all-causes **decreased** from 12.8% to 12.0%.

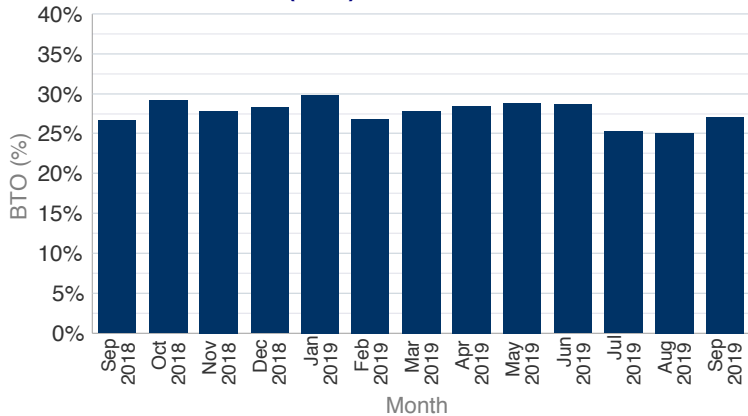
Average daily flights for ECAC. All flows



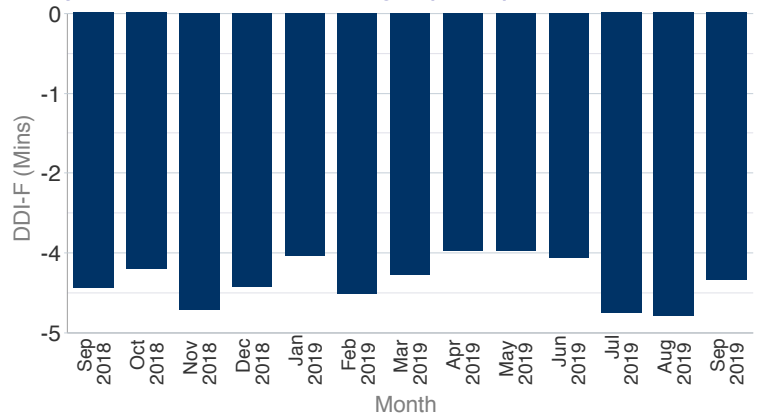
Long Departure Delays All-Causes



Block Time Overshoot (BTO)



Delay Difference Indicator - Flight (DDI-F)



©2019 The European Organisation for the Safety of Air Navigation (EUROCONTROL). This document is published by EUROCONTROL for information purposes. It may be copied in whole or in part, provided that EUROCONTROL is mentioned as the source and the extent justified by the non-commercial use (not for sale). The information in this document may not be modified without prior written permission from EUROCONTROL.