





Comparatives relate to the same period in 2018

	SEPTEMBER	YEAR TO DATE
 FLIGHTS¹		
Total network traffic (million)	1.04 million	8.52 million
Average per day and change	34,524 ↑0.5%	31,220 ↑1.4%
 DELAYS		
Average delay on arrival (all causes, per flight)	12.9mins ↓4.4%	12.8mins ↓11.7%
Av. arrival punctuality (all causes) ²	77.0% ↑1.7%	76.6% ↑1.9%
Av. ATFM delay (en-route) per flight	1.82mins ↑0.6%	1.80mins ↓10.6%
Av. ATFM delay (airport) per flight	0.66mins ↓5.5%	0.64mins ↑7.4%
Av. ATFM delay (total) per flight	2.48mins ↓1.1%	2.43mins ↓6.5%
 CHARGES		
En-route charges ³	€745 million ↓2.56%	€6.08 billion ↓2.26%
 ENVIRONMENT		
CO ₂ generated (million tonnes) ⁴	19.4 ↑1.5%	160.2 ↑2.9%


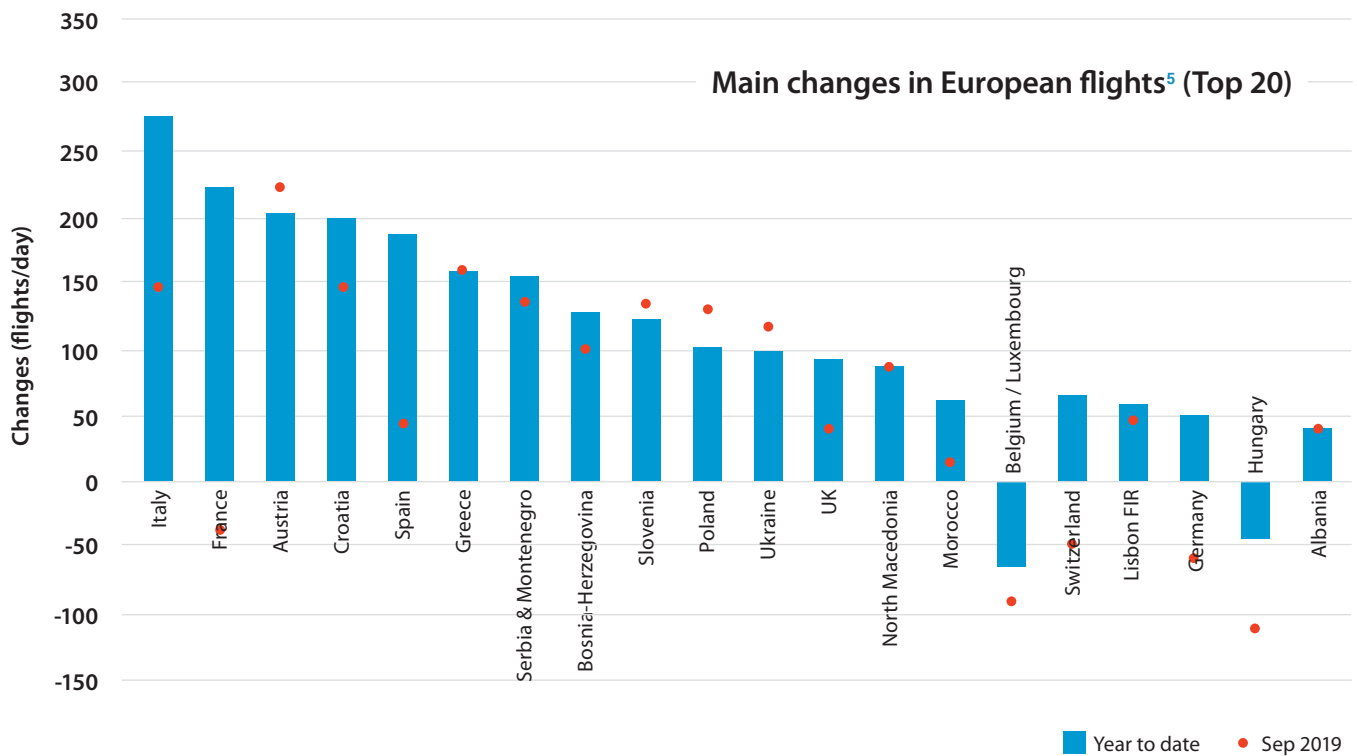
¹ Number of flights in EUROCONTROL network (41 Member States plus Israel and Morocco, the two Comprehensive Agreement States)

² Proportion of flights arriving no more than 15 minutes late, as reported by airlines; changes in percentage points

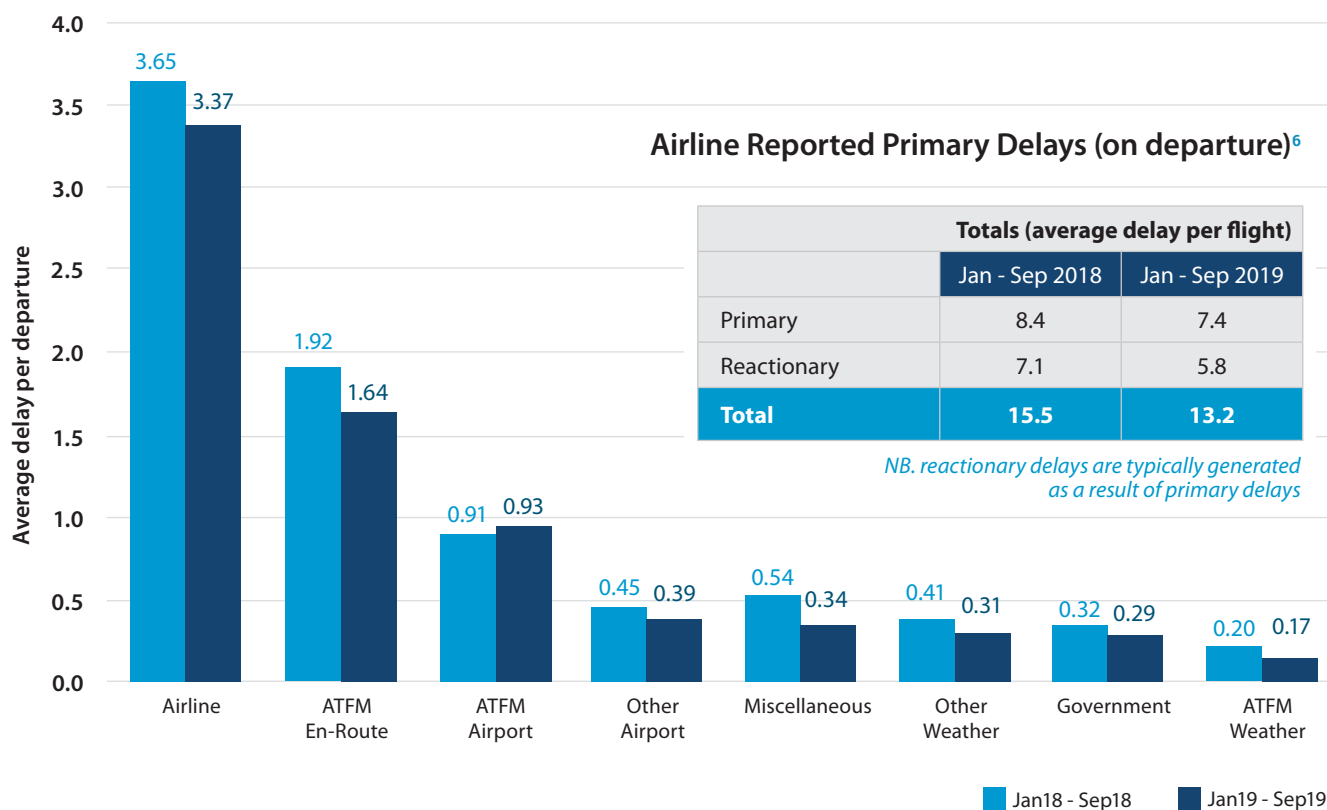

³ Route charges billed by CRCO for all EUROCONTROL Member States, except Ukraine, Israel & Morocco

⁴ CO₂ generated for the entire flight for all flights departing EUROCONTROL Member States, except Ukraine

22 October 2019



⁵ Please note that the network measures this summer have resulted in the transfer of traffic from certain areas (with a shortage of capacity) to others. This graph should be read with this in mind.



⁶ For more information on the different types of delay in this graph, please refer to the CODA Digest <https://www.eurocontrol.int/publication/all-causes-delay-and-cancellations-air-transport-europe-2018>

Top 10 Airlines

Jan - Sep 2019	Route charges in M€
Ryanair	533.8
easyJet	349.5
Lufthansa	291.4
British Airways	242.7
Turkish Airlines	221.6
Air France	202.8
TUI Group	170.2
Emirates	165.4
Norwegian Group	156.5
Qatar Airways	141.5

Top 10 Charging Zones

Jan - Sep 2019	Route charges in M€
France	1026.5
Germany	734.5
Italy	607.5
United Kingdom	561.1
Continental Spain	537.5
Turkey	303.0
Austria	173.2
Poland	153.9
Sweden	146.0
Netherlands	145.2

For more information please contact:

infocentre@eurocontrol.int

or

environment@eurocontrol.int



SUPPORTING EUROPEAN AVIATION



© EUROCONTROL - October 2019

This document is published by EUROCONTROL for information purposes. It may be copied in whole or in part, provided that EUROCONTROL is mentioned as the source and it is not used for commercial purposes (i.e. for financial gain). The information in this document may not be modified without prior written permission from EUROCONTROL.

www.eurocontrol.int