

TOP STATS June 2019

Comparatives relate to the same period in 2018

	JUNE	YEAR TO DATE
FLIGHTS¹		
Total network traffic	1.04 million	5.31 million
Average per day and change	34,639 ↑1.4%	29,348 ↑1.9%
DELAYS		
Average delay on arrival (all causes, per flight)	15.8mins ↓11.0%	11.6mins ↓14.0%
Av. arrival punctuality (all causes) ²	66.9% ↓2.2%	77.7% ↑1.1%
Av. ATFM delay (en-route) per flight	2.82mins ↓13.3%	1.32mins ↓12.1%
Av. ATFM delay (airport) per flight	0.78mins ↑11.3%	0.59mins ↑10.3%
Av. ATFM delay (total) per flight	3.60mins ↓8.9%	1.91 mins ↓6.2%
CHARGES		
En-route charges ³	€747 million ↓2.25%	€3.73 billion ↓1.87%
ENVIRONMENT		
CO ₂ generated (million tonnes) ⁴	19.4 ↑3.1%	99.5 ↑3.5%

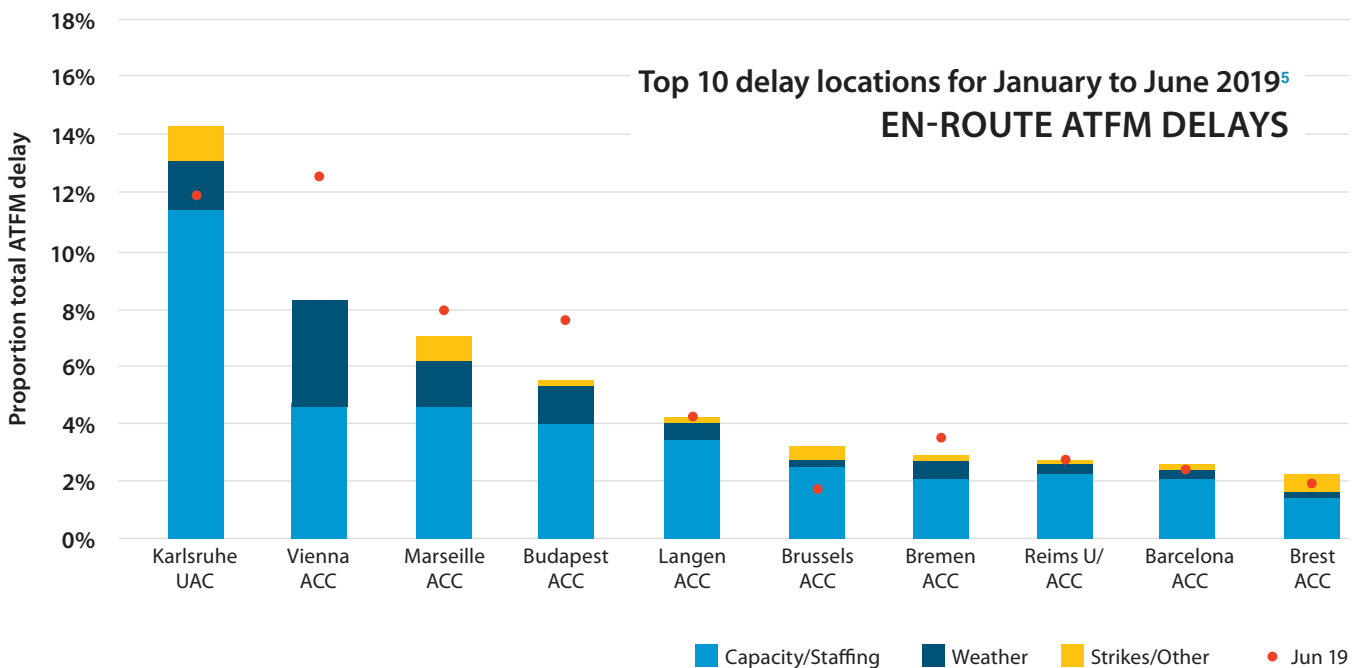
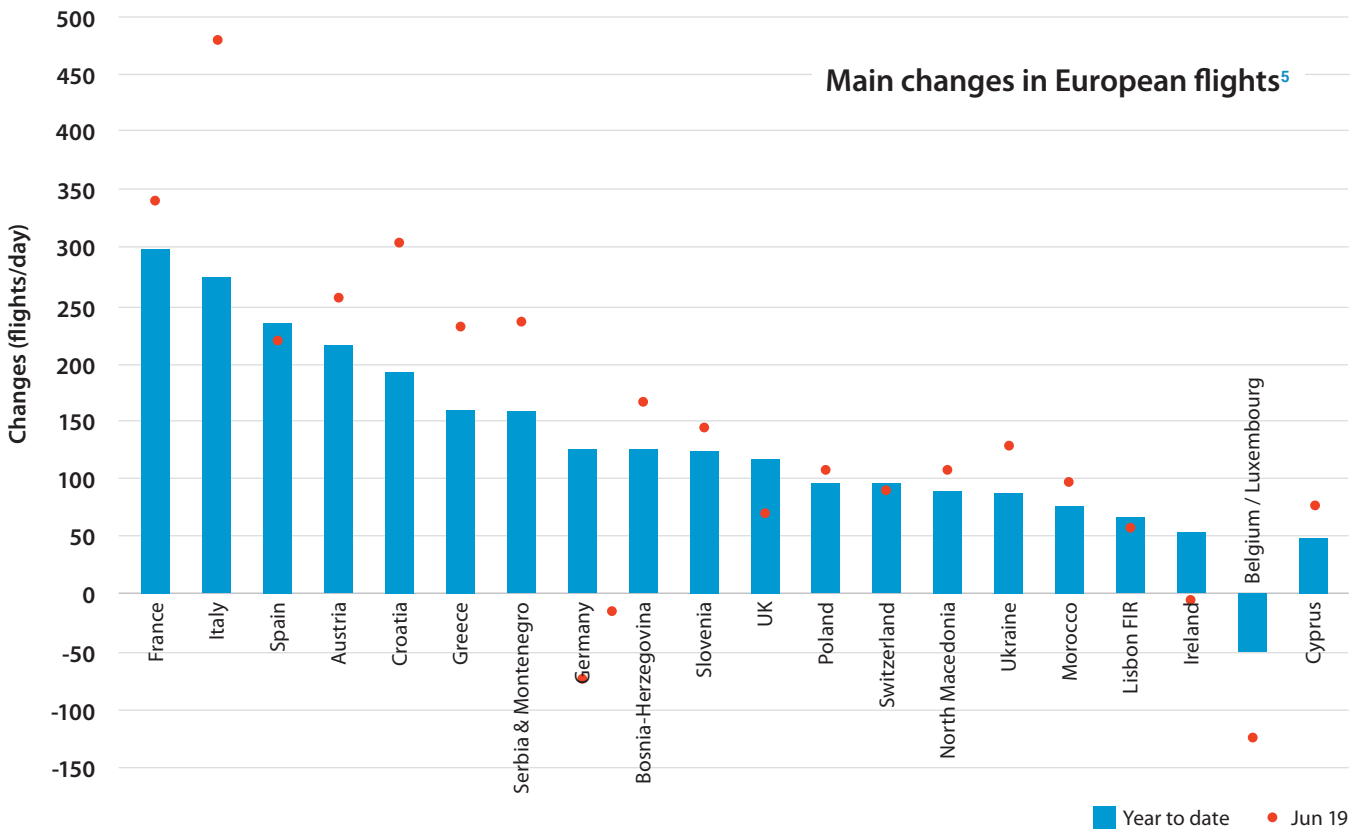
¹ Number of flights in EUROCONTROL network (41 Member States plus Israel and Morocco, the two Comprehensive Agreement States)

² Proportion of flights arriving no more than 15 minutes late, as reported by airlines

³ Route charges billed by CRCO for all EUROCONTROL Member States, except Ukraine, Israel & Morocco

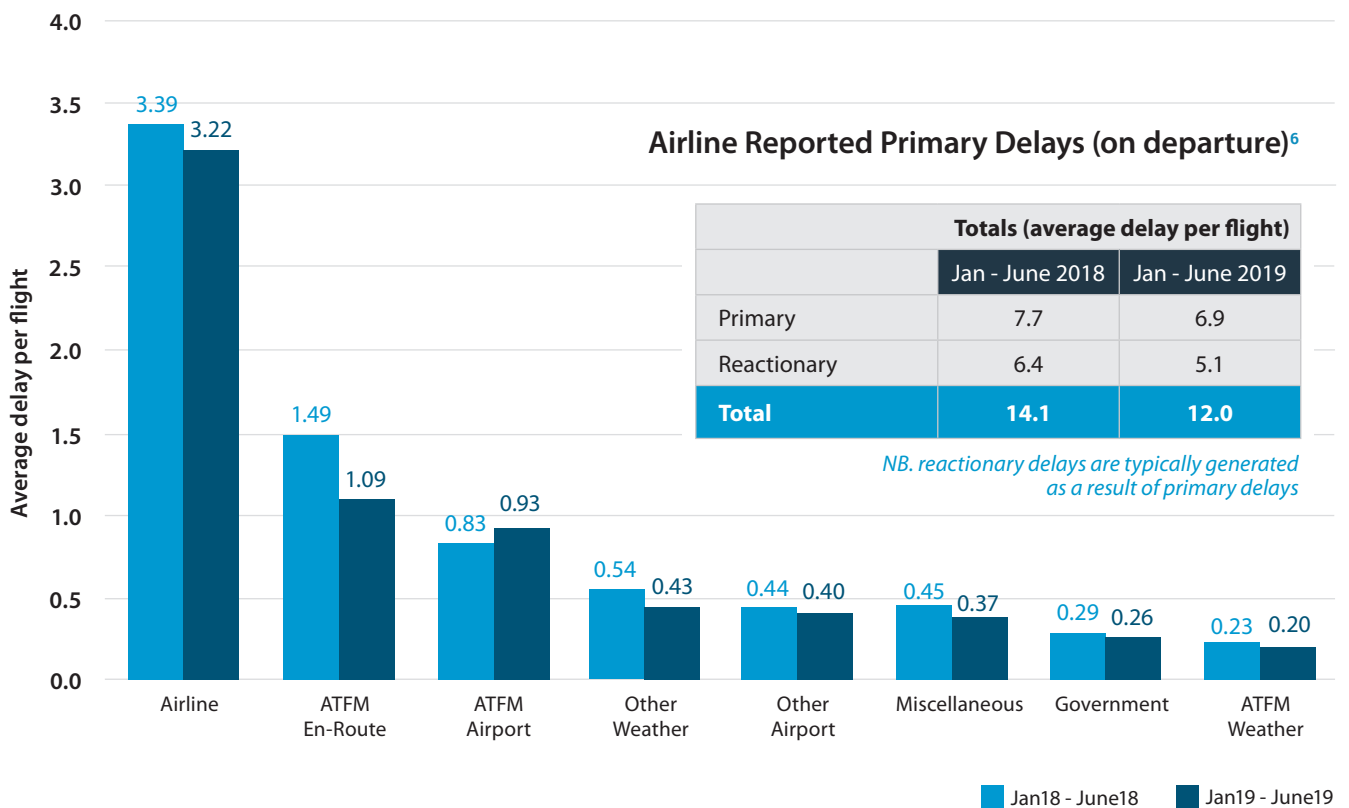
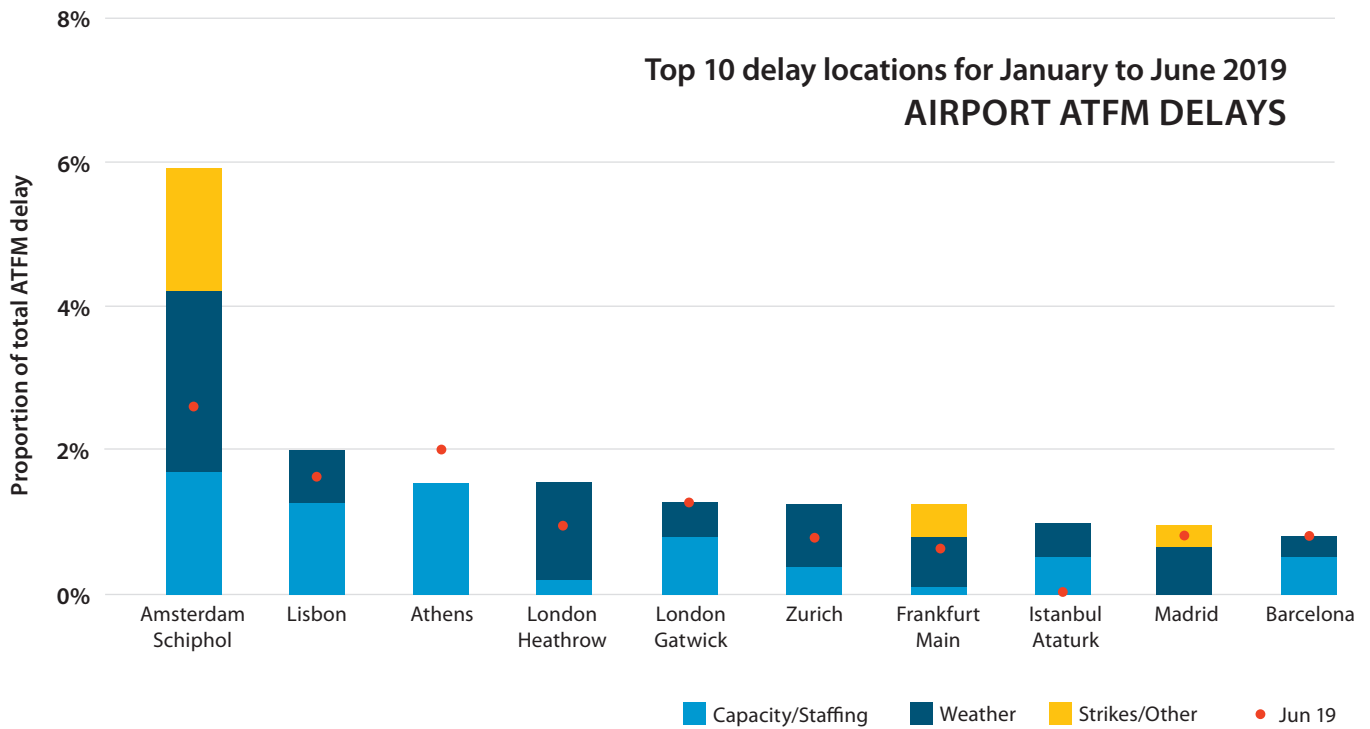
⁴ CO₂ generated for the entire flight for all flights departing EUROCONTROL Member States, except Ukraine

25 July 2019



⁵ Please note that the network measures this summer have resulted in the transfer of traffic from certain areas (with a shortage of capacity) to others. This graph should be read with this in mind.

Top 10 delay locations for January to June 2019 AIRPORT ATFM DELAYS



⁶ For more information on the different types of delay in this graph, please refer to the CODA Digest <https://www.eurocontrol.int/publication/all-causes-delay-and-cancellations-air-transport-europe-2018>

Top 10 Airlines

Jan - June 2019	Route charges in M€
Ryanair	333.8
easyJet	214.9
Lufthansa	187.2
British Airways	156.7
Turkish Airlines	139.8
Air France	129.8
Emirates	105.5
Norwegian Group	99.5
Qatar Airways	91.9
TUI Group	90.4

Top 10 Charging Zones

Jan - June 2019	Route charges in M€
France	630.0
Germany	461.0
United Kingdom	352.8
Italy	348.2
Continental Spain	330.5
Turkey	190.7
Austria	106.2
Sweden	95.1
Netherlands	92.2
Poland	91.8

For more information please contact:
infocentre@eurocontrol.int



© EUROCONTROL - July 2019

This document is published by EUROCONTROL for information purposes. It may be copied in whole or in part, provided that EUROCONTROL is mentioned as the source and it is not used for commercial purposes (i.e. for financial gain). The information in this document may not be modified without prior written permission from EUROCONTROL.

www.eurocontrol.int