

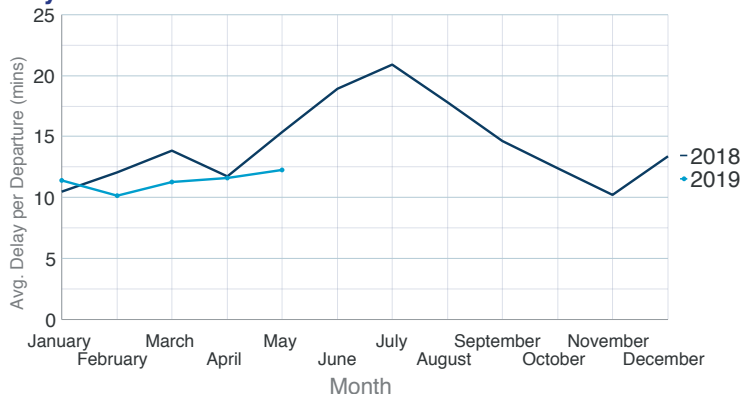
All-Causes delay to Air Transport in Europe



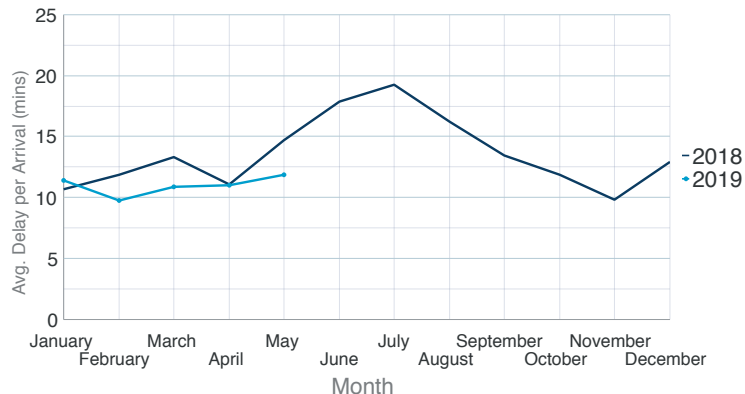
May 2019

In May 2019, traffic increased by 1.1% when compared to May 2018 and was at the low end of the forecast published in February 2019. Concerning airports, thunderstorms affected Frankfurt Main on 20 May, Amsterdam Schiphol suffered from capacity delays following the implementation of a new electronic flight strip system. Athens saw delays following runway works in progress. Regarding en-route, there were capacity delays at Karlsruhe, Langen, Vienna, Bremen and Budapest ACCs. French ATC industrial action also occurred from 08 May to 10 May.

Average Delay per Flight on Departure (mins) - May 2019



Average Delay per Flight on Arrival (mins) - May 2019



In May 2019 the average delay per flight on departure was 12.2 minutes per flight.

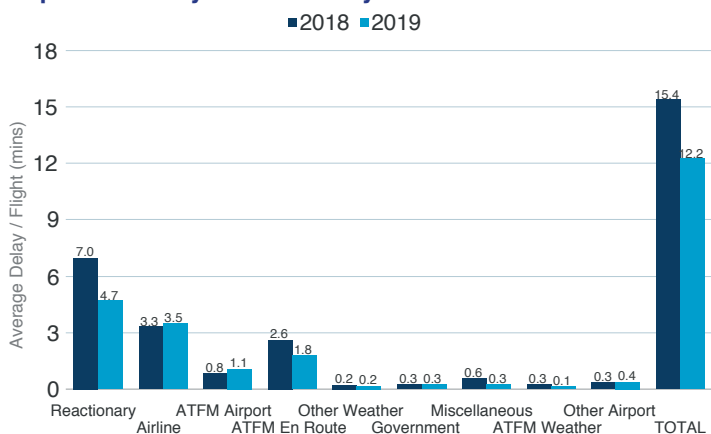
This was a **decrease** of 3.1 minutes per flight when compared to May 2018 where the average delay per flight was 15.4 minutes.

In May 2019 the average delay per flight on arrival was 11.9 minutes per flight.

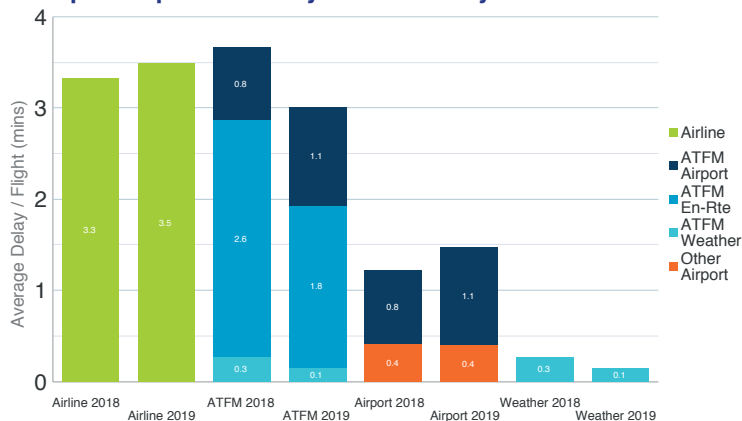
This was a **decrease** of 3.0 minutes per flight when compared to May 2018 where the average delay per flight was 14.7 minutes.

Further analysis of the delay causes shows that reactionary delay contributed 4.7 minutes to the average delay per flight in May 2019.

Departure Delay Causes - May 2019



Grouped Departure Delay Causes - May 2019



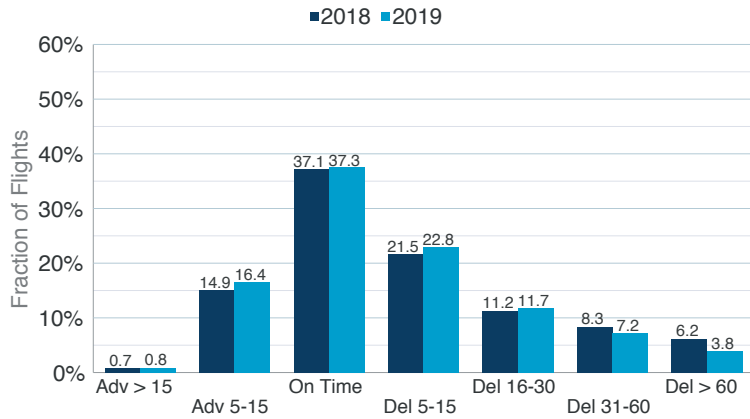
The First Look at Delays is based on partial airline data to be updated once the full dataset is available.

Current CODA Coverage of IFR Flights in ECAC May 2019: 46.8%

Date of publication: 24/06/2019 Eurocontrol TLP status: White (Public Information)

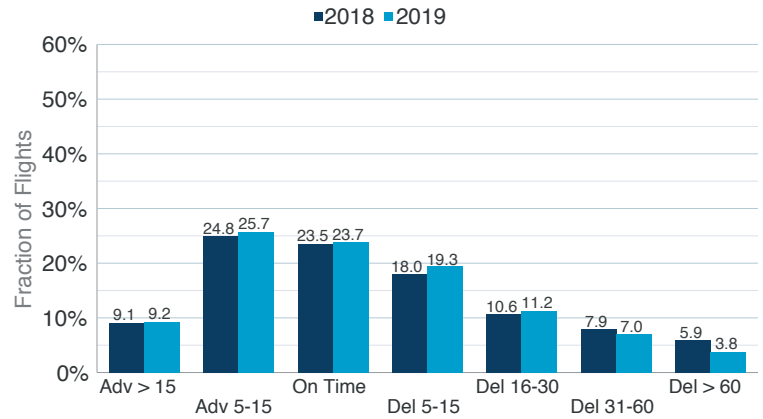


All Causes Departure Punctuality - May 2019



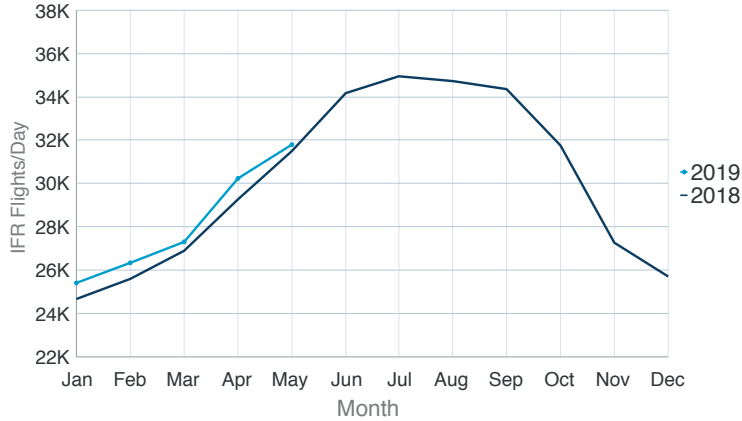
In May 2019, 37.3% of the flights departed within the 5 minutes threshold before or after the scheduled departure time (STD); **an increase** of 0.2 points from 37.1% compared to previous year. Flights delayed >30 minutes from all-causes **decreased** from 14.5% to 11.0%.

All Causes Arrival Punctuality - May 2019

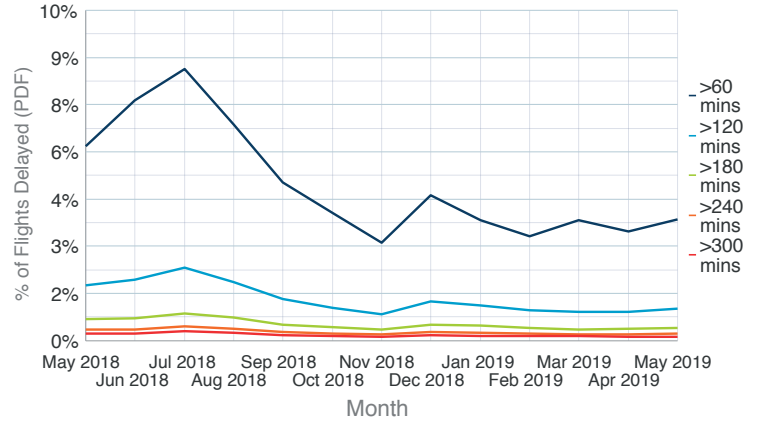


In May 2019, 23.7% of the flights arrived within the 5 minutes threshold before or after the scheduled arrival time (STA); **an increase** of 0.2 points from 23.5% compared to previous year. Flights delayed >30 minutes from all-causes **decreased** from 13.8% to 10.9%.

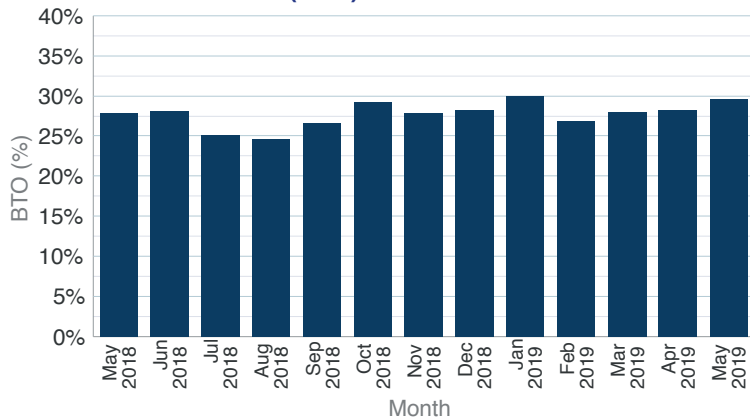
Average daily flights for ECAC. All flows



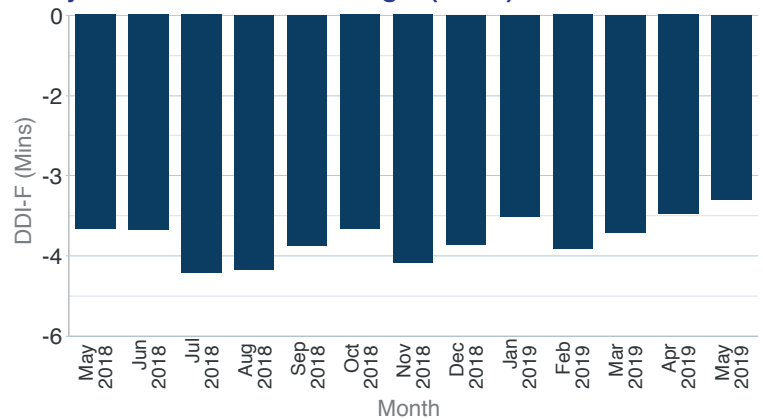
Long Departure Delays All-Causes



Block Time Overshoot (BTO)



Delay Difference Indicator - Flight (DDI-F)



©2019 The European Organisation for the Safety of Air Navigation (EUROCONTROL). This document is published by EUROCONTROL for information purposes. It may be copied in whole or in part, provided that EUROCONTROL is mentioned as the source and the extent justified by the non-commercial use (not for sale). The information in this document may not be modified without prior written permission from EUROCONTROL.