

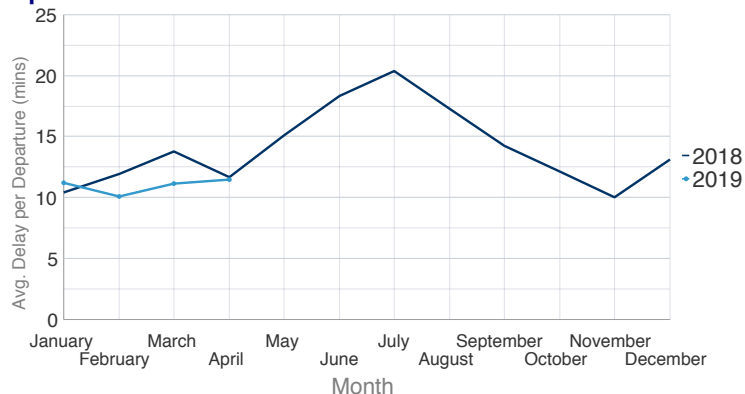
All-Causes delay to air transport in Europe



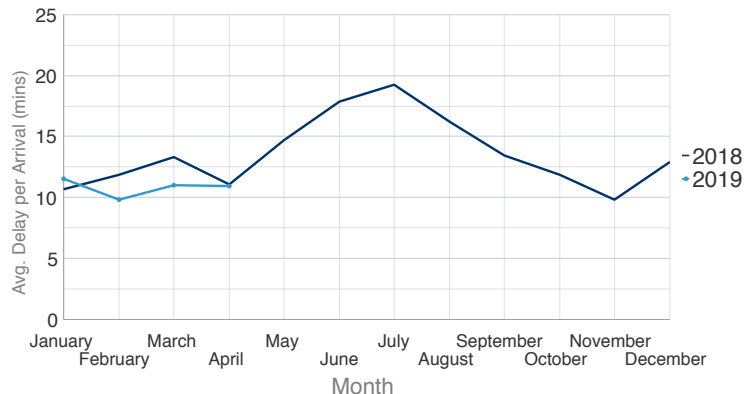
April 2019

In April 2019, traffic increased by 1.3% compared to April 2018. There were en-route ATFM delays in Karlsruhe UAC, as well as ATC staffing issues in Brussels and Marseille ACCs. A new ATM system implementation at Bucharest ACC caused some ATFM en-route delay. ATC industrial action occurred in Budapest ACC on 17 April. Concerning airports, Lisbon suffered from low visibility and strong winds, Amsterdam Schiphol experienced delays following the implementation of a new electronic flight strip system. Industrial action by SAS pilots occurred from 26 April to 02 May, with the airline cancelling approximately 600 flights per day during this period.

Average Delay per Flight on Departure (mins) - April 2019



Average Delay per Flight on Arrival (mins) - April 2019



In April 2019 the average delay per flight on departure was 11.4 minutes per flight.

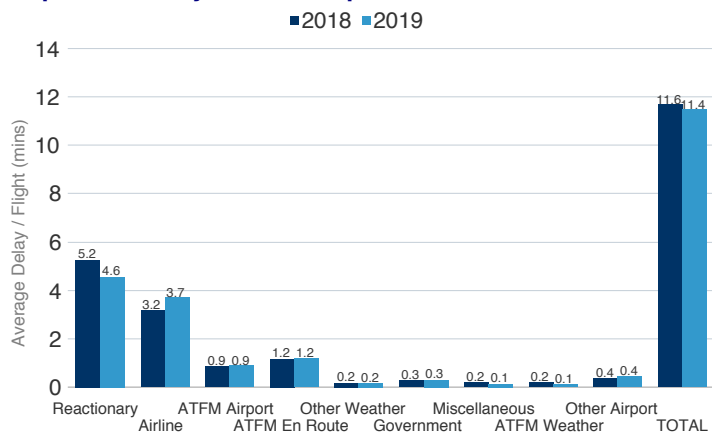
This was a **decrease** of 0.2 minutes per flight when compared to April 2018 where the average delay per flight was 11.6 minutes.

In April 2019 the average delay per flight on arrival was 11.0 minutes per flight.

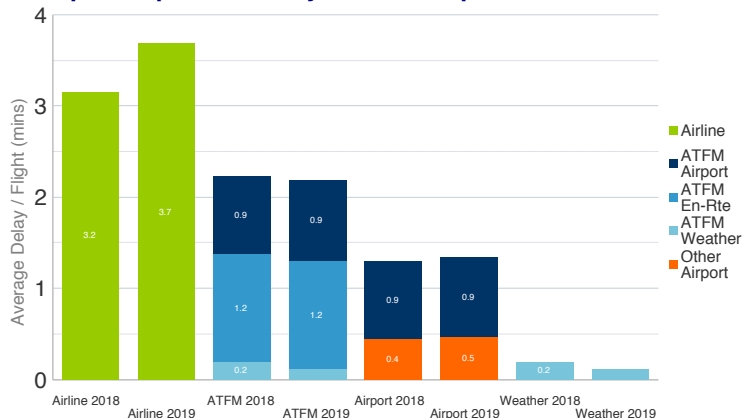
This was a **decrease** of 0.2 minutes per flight when compared to April 2018 where the average delay per flight was 11.1 minutes.

Further analysis of the delay causes shows that reactionary delay contributed 4.6 minutes to the average delay per flight in April 2019.

Departure Delay Causes - April 2019



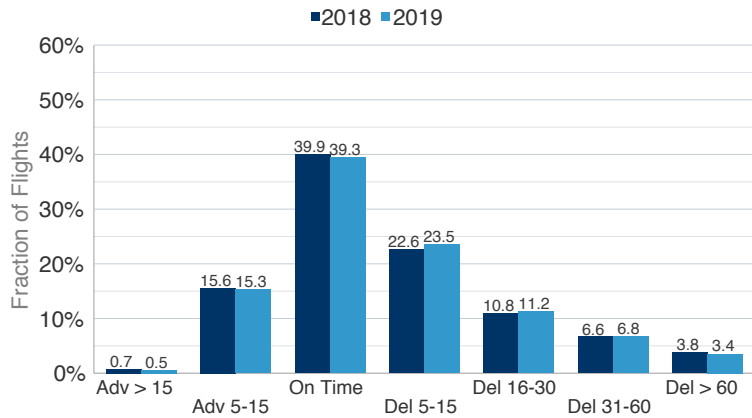
Grouped Departure Delay Causes - April 2019



The First Look at Delays is based on partial airline data to be updated once the full dataset is available.
 Current CODA Coverage of IFR Flights in ECAC April 2019: 60.4%
 Date of publication: 23/05/2019 Eurocontrol TLP status: White (Public Information)

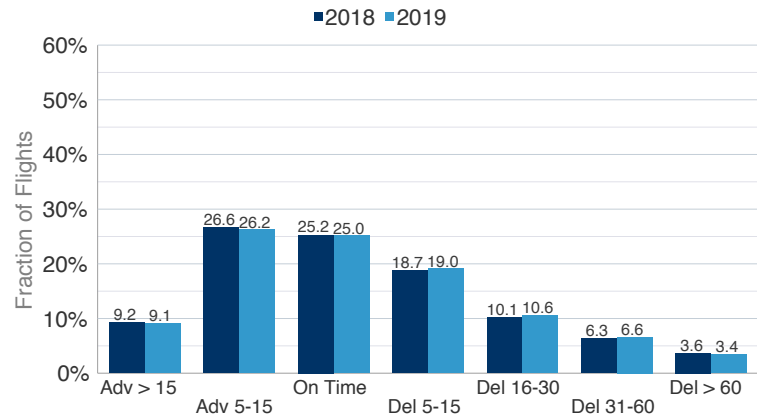


All Causes Departure Punctuality - April 2019



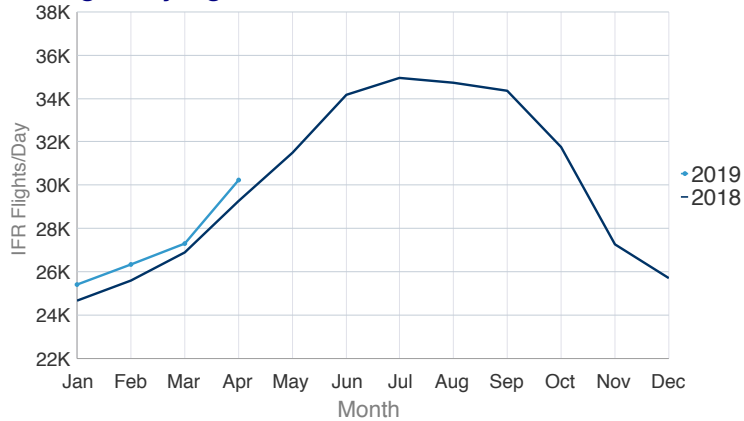
In April 2019, 39.3% of the flights departed within the 5 minutes threshold before or after the scheduled departure time (STD); a decrease of 0.6 points from 39.9% compared to previous year. Flights delayed >30 minutes from all-causes decreased from 10.5% to 10.2%.

All Causes Arrival Punctuality - April 2019

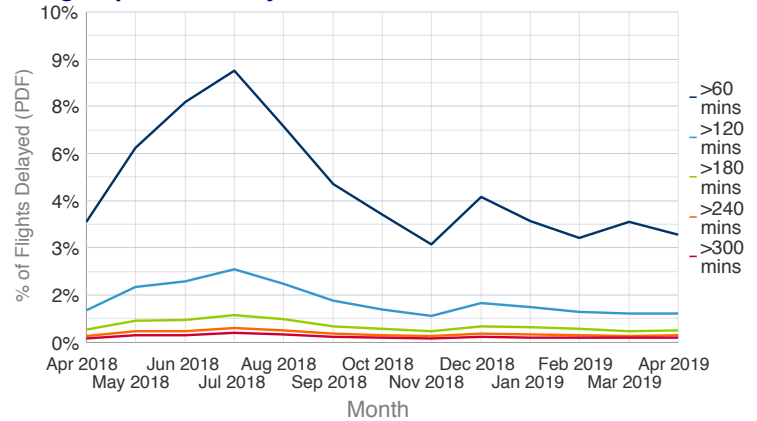


In April 2019, 25.0% of the flights arrived within the 5 minutes threshold before or after the scheduled arrival time (STA); a decrease of 0.2 points from 25.2% compared to previous year. Flights delayed >30 minutes from all-causes increased from 9.9% to 10.0%.

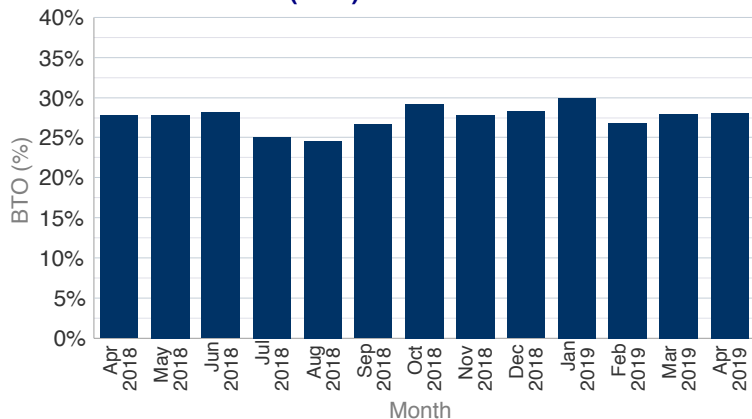
Average daily flights for ECAC. All flows



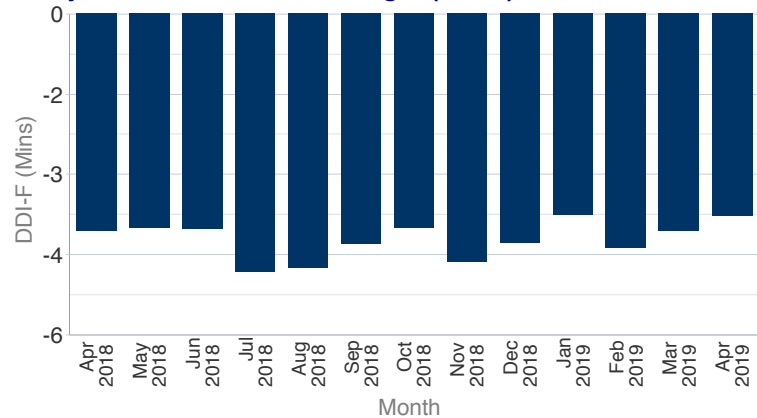
Long Departure Delays All-Causes



Block Time Overshoot (BTO)



Delay Difference Indicator - Flight (DDI-F)



©2019 The European Organisation for the Safety of Air Navigation (EUROCONTROL). This document is published by EUROCONTROL for information purposes. It may be copied in whole or in part, provided that EUROCONTROL is mentioned as the source and the extent justified by the non-commercial use (not for sale). The information in this document may not be modified without prior written permission from EUROCONTROL.