



Civil-Military ATM Coordination Directorate

Military Statistics 2007

EUROCONTROL



page blanche

# Table of Contents

---

<b>Introduction</b>	<b>4</b>
<b>European Civil Aviation Context</b>	<b>5</b>
<b>Military Fleet</b>	<b>6</b>
<b>State Aircraft Flying GAT</b>	<b>7</b>
<b>Unmanned Air Vehicles (UAVs)</b>	<b>14</b>
<b><i>Annex:</i> European and US Military Air Fleet</b>	<b>15</b>

# Introduction

---

This is the fourth edition of the Military Statistics Brochure produced by the EUROCONTROL Directorate Civil-Military ATM Co-ordination (DCMAC). As before, it is intended to support the civil/military interface by providing ATM planners with current facts and figures on the European military fleet and on the flying activity of State aircraft within ECAC airspace. Where available, figures from last year's brochure have been included to illustrate the direction and extent of any change.



The information contained herein has been obtained from a number of in-house and public sources. However, it should be recognized that some data - particularly on aircraft fleets - is quite volatile. Notwithstanding, these facts and figures still form a reasonable basis on which planning can proceed, and staff from the Directorate Civil-Military ATM Co-ordination are available to help if further information on military flying activity is required.

# European Civil Aviation Context

---

On a busy day in Europe around 5.000 aircraft perform more than 30.000 flights between typically 600 airports forming a complex network of routes. In 2006, 9.6 million flights were recorded, representing a 4.1% increase compared to 2005.

In January 2007, there were 741.432 flights, an increase of 5.6% compared to January 2006. This growth is more important than the forecast made by EUROCONTROL, which predicts an average annual increase of 4% over the 15 coming years.

To cope with this increasing demand, two main developments are taking place:

- ▶ In the short and medium term, EUROCONTROL's pan-European programme - the Dynamic Management of the European Airspace Network (DMEAN) – aims at improving the use of latent capacity to meet the demand and flight efficiency requirements for the years between now and 2010.
- ▶ On the long term, up to and beyond 2020, the Single European Sky ATM Research (SESAR), the European ATM modernisation programme supporting the realisation of a Single European Sky, will fulfil the need for a new generation ATM system.



# Military Fleet

The Annex to this brochure lists individual European military aircraft fleets together with an additional table showing the US military aircraft fleet.

Delivery of modern aircraft are continuing: Eurofighters to Germany, Italy, Spain and the UK; Lockheed Martin F-16 to Poland; Saab JAS-39 Gripen to Sweden and Hungary; Dassault Rafale to France; Lockheed Martin/Boeing F-22 Raptor and new series F-18 in the US. All such new aircraft will be armed with improved and normally longer-ranged weaponry which in turn will require larger volumes of temporary reserved airspace for training purposes.

Table 1 lists total numbers of aircraft in the European and US military aircraft fleets. The overall total is down by approximately 1.600 airframes when compared with last year, following an effort to identify actually serviceable aircraft, disregarding those i.e. in storage.

AIRCRAFT	ECAC	USA	TOTALS
Combat aircraft	3360 (3559)	3822 (4160)	7182 (7719)
Large aircraft	1111 (1256)	2380 (2357)	3491 (3613)
Light aircraft	2356 (2643)	1797 (1820)	4153 (4463)
Helicopters	4598 (4792)	5327 (5632)	9925 (10424)
Paramilitary	438 (484)	155 (150)	593 (634)
<b>TOTALS</b>	<b>11863 (12734)</b>	<b>13481 (14119)</b>	<b>25344 (26853)</b>

*(2006 figures between brackets)*

**Table 1: European and US Military Aircraft Fleet – Total Numbers 2007**

# State Aircraft Flying GAT

From Table 2 and Figure 1, it can be concluded that military aircraft operating as General Air Traffic (GAT) continue to form a very small proportion of the total numbers within the ECAC<sup>1</sup> area, and indeed reduced further in 2006 to 2.03%. Figure 2 illustrate this reduction during the last 3 years, which indicates a steady growth in civil air traffic while military GAT is decreasing.

MONTH	CIVIL	MILITARY	TOTAL	MILITARY AS % OF TOTALS
January 2006	672208	14501	686709	2,11
February 2006	637358	14953	652311	2,29
March 2006	733623	17966	751589	2,39
April 2006	731541	14587	746128	1,95
May 2006	818592	18473	837065	2,20
June 2006	837752	17095	854847	1,99
July 2006	857889	15878	873767	1,81
August 2006	854833	14231	869064	1,63
September 2006	842684	17302	859986	2,01
October 2006	812656	17073	829729	2,05
November 2006	724737	16052	740789	2,16
December 2006	683064	13110	696174	1,88
<b>TOTAL</b>	<b>9206937 (8821526)</b>	<b>191221 (208180)</b>	<b>9398158 (9029706)</b>	<b>2,03 (2,30)</b>

*(2006 figures between brackets)*

**Table 2: Civil and Military GAT in ECAC Airspace**

<sup>1</sup> ECAC: European Civil Aviation Conference

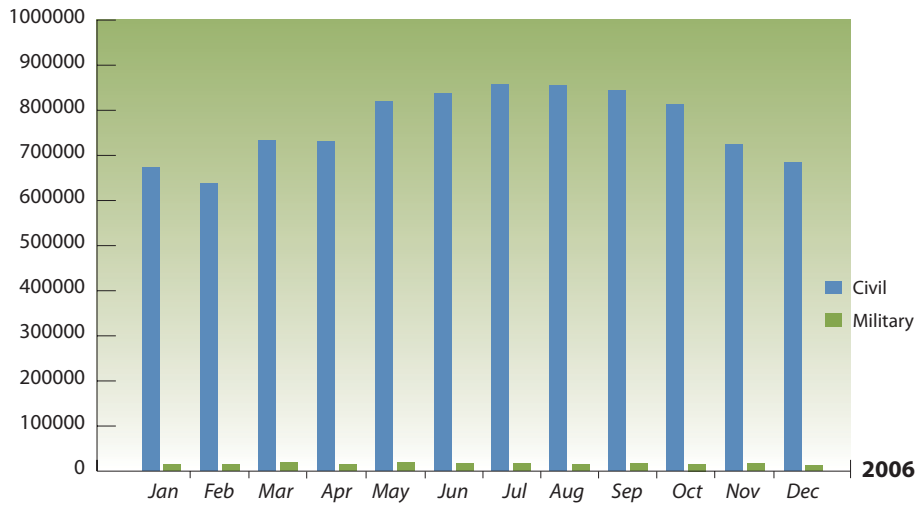


Figure 1: Comparison of Civil and Military GAT

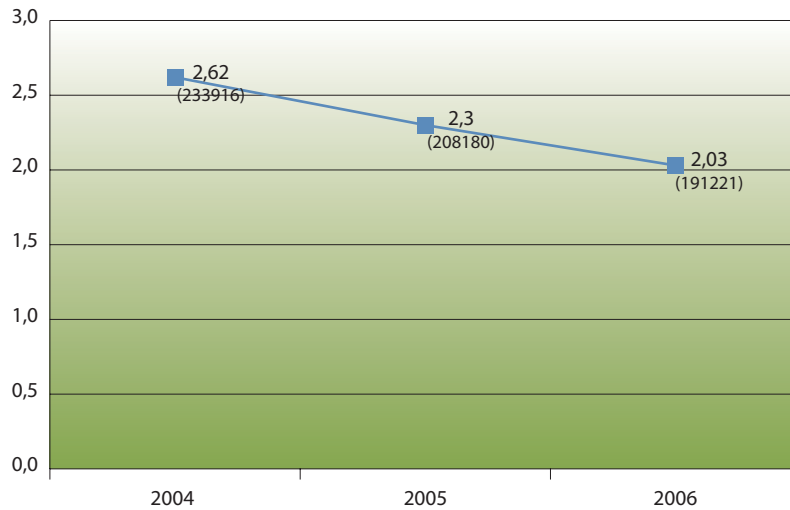


Figure 2: Military GAT as Percentage of Total  
(total number of flights between brackets)

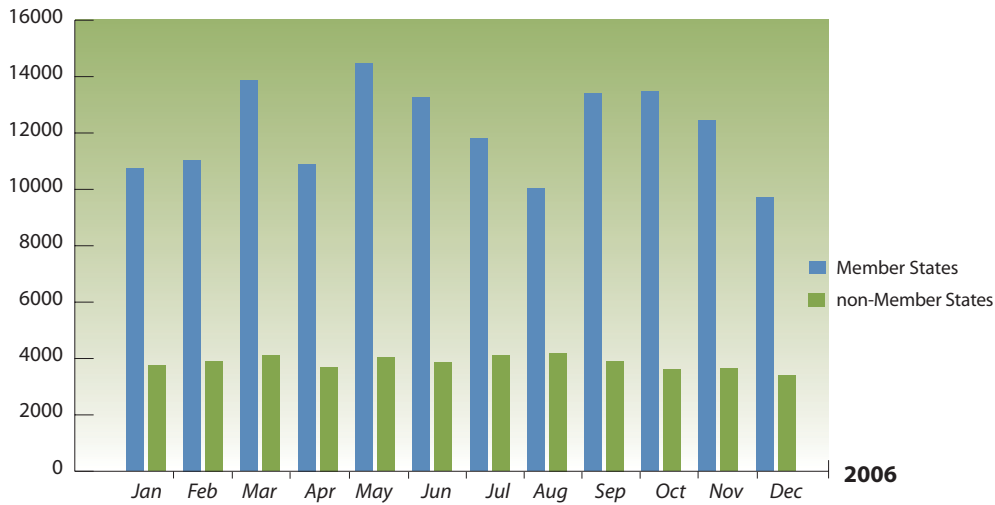
The figures for military GAT can be broken down into flights by country of registration. Table 3 shows these for EUROCONTROL Member States, while Table 4 shows military GAT by non-EUROCONTROL Member States. Italy (28.28%) is the leading user from EUROCONTROL Member States and the USA (86.90%) is by far the main user from non-EUROCONTROL Member States. Finally, Figure 3 provides a comparison between the military GAT flown by EUROCONTROL Member States and non-Member States flights.

NATION	FLIGHTS	%
ITALY	41015	28,28 %
FRANCE	38064	26,25 %
SPAIN	17984	12,40 %
UNITED KINGDOM	10982	7,57 %
GREECE	6703	4,62 %
GERMANY	5429	3,74 %
FINLAND	4954	3,42 %
AUSTRIA	3646	2,51 %
BELGIUM	3238	2,23 %
NETHERLANDS	1877	1,29 %
SWITZERLAND	1605	1,11 %
PORTUGAL	1388	0,96 %
CZECH REPUBLIC	1349	0,93 %
IRELAND	1173	0,81 %
ROMANIA	1078	0,74 %
SLOVAK REPUBLIC	898	0,62 %
SWEDEN	865	0,60 %
TURKEY	692	0,48 %
HUNGARY	609	0,42 %
DENMARK	596	0,41 %
NORWAY	439	0,30 %
SLOVENIA	220	0,15 %
BULGARIA	182	0,13 %
CROATIA	17	0,01 %
MALTA	13	0,01 %
FYROM	8	0,01 %
<b>TOTAL</b>	<b>145024</b>	<b>100,00 %</b>

Table 3: Military GAT by EUROCONTROL Member States

NATION	FLIGHTS	%
USA	40146	86,90 %
MOROCCO	1563	3,38 %
CANADA	949	2,05 %
POLAND	653	1,41 %
EGYPT	420	0,91 %
JORDAN	294	0,64 %
ISRAEL	197	0,43 %
BRAZIL	193	0,42 %
RUSSIAN FEDERATION	187	0,40 %
SAUDI ARABIA	188	0,41 %
UNITED ARAB EMIRATES	178	0,39 %
LITHUANIA	137	0,30 %
ALGERIA	126	0,27 %
KUWAIT	121	0,26 %
TUNISIA	98	0,21 %
PAKISTAN	60	0,13 %
IRAN	59	0,13 %
UKRAINE	53	0,11 %
LATVIA	51	0,11 %
OMAN	51	0,11 %
BELARUS	41	0,09 %
GABON	39	0,08 %
LIBYA	35	0,08 %
SERBIA	35	0,08 %
CHILE	32	0,07 %
BAHRAIN	30	0,06 %
CAMEROUN	26	0,06 %
OTHERS	235	0,51 %
<b>TOTAL</b>	<b>46197</b>	<b>100,00 %</b>

Table 4: Military GAT by non-EUROCONTROL Member States



**Figure 3: Comparison between Military GAT flown by EUROCONTROL Member States and non-Member States**

223 different military aircraft types flew GAT during 2006. Table 5 reflects the more common types.

AIRCRAFT TYPE	FLIGHTS
C130 Hercules	18057
C17 Globemaster	13251
C160 Transall	8268
E121 Xingu	6413
CN235 Nurtanio	6151
TBM700 Socata	6082
B212 Augusta Bell	4851
BE20 Beech King	4611
B412 Augusta Bell	4486
P180 Avanti	4451
A109 Augusta Westland	4120
C130J Hercules	4091
C5 Galaxy	3963





AIRCRAFT TYPE	FLIGHTS
Aermacchi MB339	2494
Bell UH-1H	2472
Piaggio P166	2196
Antonov 26	1929
Sikorsky Sea King	1917
Airbus A310	1908
Eurocopter PUMA	1902
Falcon 100	1839
F5 Tiger	1829
CASA 101	1741
Cessna 560 Citation	1699
Sikorsky S55	1599
Atlantic	1584
Tornado	1574
Falcon 20	1562
Aerospatiale AS32	1471
F16 Falcon	1378
DC-10	1330
LET L410	1294
Lockheed L101 Tristar	1259
Cessna 182	1244
E-3C Sentry	1238
Dornier 228	1230
P3 Orion	1188
Boeing 700-300	1156
Boeing 737	1140
Vicker VC10	1131
Gulfstream V	1111
CN295 CASA	1101
Gulfstream IV	1097
DC9-30	1066
PZL Swidnik SW4	1056
BAE Hawk	1004
OTHERS (<1000 flights)	28232
<b>TOTAL</b>	<b>191221</b>

Table 5: Military GAT by Aircraft Type

Table 6 shows, in percentages, military GAT in 2006 split by flight levels; below FL 195, between FL 195 and FL 245 and above FL 245. As in previous years, half of the military GAT took place below flight level 195.



Flight Level	< FL 195	FL 195 - 245	> FL 245
Percentage of total military GAT	50,12 %	12,30%	37,57%

Table 6: Military GAT split by Flight Levels




# Unmanned Air Vehicles (UAVs)

---

UAVs represent the next major advance in aviation. However, they are presently operated mainly by the military and are normally confined to flight in segregated airspace. This is extremely limiting. Considerable effort is therefore under way to investigate how civil and military UAVs can be safely integrated with other airspace users, thereby enabling them to fly outside segregated airspace. Indeed, it is surely only a matter of time before UAVs become commonplace in the sky over our heads.

By late-2006, there were 263 manufacturers in 42 countries developing or producing 603 different types of UAV. Moreover, these types vary tremendously. They can weigh anything from grams to tons, can be hand-launched or have the wing-span of a Boeing 737, and can be piloted from the ground or operate more or less autonomously. They can fly alone or in swarms from rooftop level to above 65,000 feet and at airspeeds from 25 to 500 knots.



The potential civil applications for UAVs are similarly diverse, eg mapping, meteorological research, power-line inspection, crop-spraying, disaster response, search and rescue, law enforcement, maritime and border patrol, fire-fighting, advertising, cargo transport, and TV and radio broadcasting.

Forecasts estimate the value of the civil UAV market at €100M by 2010 and €270M after 2015. So it is more a question of when - rather than if - UAVs will begin to feature as statistics in the pages of this brochure.

Country	Combat Aircraft	Large Aircraft (Transport Type) (e.g. Trainers)	Light Aircraft (e.g. Trainers)	Helicopters	Para-Military	Remarks
ALBANIA	6 (Mig-21)		4 (An-2)	20 (AB-206, 7 AB-205)		Total: 30
ARMENIA	12 (Su-25)	3 (An-32)	16 (Yak-52)	28 (Mi-24)		Total: 59
AUSTRIA	12 (12 F-5)	3 (C-130)	56 (Saab-105)	77 (Bell-212, Alouette III)		Total: 148 12 F-5 are on lease from Switzerland until entry into service of 18 Eurofighter Typhoons by 2007 Plans to replace Augusta Bell 212 with 24 armed multirole helicopters
AZERBAIJAN	18 (Su-24, Mig-21)	5 (Yak-40)	31 (L-29, L-39)	34 (Mi-24, Mi-8)		Total: 88
BELGIUM	72 (F-16)	20 (C-130)	62 (Alpha Jet)	44 (A-109)	Federale Politie 8 (Cessna, MD)	Total: 206 18 F-16 in reserve 18 UAV B-Hunter 7 A-400M on order Plans for about 20 NH-90 to replace part of helicopter fleet
BOSNIA AND HERZEGOVINA	14 (J-21, J-22)		8 (UTVA-75, NJ-21)	40 (UH-1, Mi-8)		Total: 62 Most equipment held under EUFOR in weapon storage sites
BULGARIA	77 (Mig-29, Su-25)	15 (An-26, L-410)	26 (L-39, PC-9)	50 (Mi-24, Mi-17)		Total: 168 7 C-27 and 13 AS-532 on order
CROATIA	11 (Mig-21)	3(An-32)	32 (PC-9)	22 (Mi-8, Bell-206)		Total: 68 4 CN-235 on order
CYPRUS			2 (PC-9)	18 (Mi-35)	3 (Bell-412)	Total: 23

<sup>2</sup> Numbers are approximate. Aircraft in storage are not included. Main types are given between brackets.

Country	Combat Aircraft	Large Aircraft (Transport Type)	Light Aircraft (e.g. Trainers)	Helicopters	Para-Military	Remarks
<b>CZECH REPUBLIC</b>	32 (JAS-39 Gripen, L-159 Albatros)	15 (2 An-24 An-26)	33 (L-39)	99 (Mi-24, Mi-17)		Total: 179 8 UAV Sojka Plans to augment An-24/26 fleet with new transport aircraft
<b>DENMARK</b>	60 (F-16)	6 (C-130J, CL-604 Challenger)	28 (SAABT-17)	31 (S-61 Sea King, Lynx MK 80/90)		Total: 125 12 UAV Sperwer F-16 to be reduced to 48 by end 2009 1 additional C-130J delivery 2007 9 EH-101 helicopters being delivered
<b>ESTONIA</b>			3 (An-2)	4 (R-44)	8 (L-410, Mi-8)	Total: 15
<b>FINLAND</b>	63 (F-18)	11 (PA-31)	84 (Hawk, L-70)	9 (Mi-8)	14 (Super Puma, AB-206)	Total: 181 Some UAV Ranger 20 NH-90 helicopters on order to replace Mi-8
<b>FRANCE</b>	320 (Mirage 2000, Mirage F-1, Rafale)	213 (C-160, C-130, CN-235 TBM-700, Atlantic)	338 (TB-30 Epsilon, Alpha Jet, EMB-121 Xingu)	602 (SA-342 Gazelle, SA-330 Puma, Fennec, Lynx Mk4)	Gendarmerie 48 (AS-350 Ecureuil, Alouette III)	Total: 1521 UAV: 50 CL-289, 18 SDTI, 4 Hunter, 3 Eagle 80 Rafale B/C and 50 A400M on order 80 Tiger combat helicopters on order 25 NFH-90 helicopters on order
<b>FYROM</b>	4 (Su-25)		4 (Zlin-242)	15 (Mi-24, Mi-8)	Police 3 (Bell-206, bell-412)	Total: 26
<b>GEORGIA</b>	6 (Su-25)		4 (L29)	18 (Mi-24, Mi-8, UH-1H Iroquois)		Total: 28

Country	Combat Aircraft	Large Aircraft (Transport Type)	Light Aircraft (e.g. Trainers)	Helicopters	Para-Military	Remarks
<b>GERMANY</b>	356 (Tornado, Typhoon, Eurofighter, F-4 Phantom II)	121 (C-160 Transall, Atlantique, A-310)	78 (T-37, T-38)	586 (BO-105, CH-53, UH-1D Iroquois)		Total: 1141 Some UAV CL-289 and X-2000 All T-37 and T-38 stationed in USA 133 Eurofighter on order 60 A400M on order 80 NH-90 helicopters on order 75 Tiger helicopters on order
<b>GREECE</b>	314 (Mirage-2000, A-7, F-16, F-4)	40 (C-130, C-27, P-3B Orion)	135 (TA-7, T-6, T-2)	185 (AH-64 Apache, CH-47 Chinook, Bell-205, UH-1H Iroquois)	Coast Guard 5 (Cessna-172, TB-20 trinidad)	Total: 679 30 F-16 on order 9 C-27 on order 21 NH-90 helicopters on order Plans to replace T-2 trainer
<b>HUNGARY</b>	18 (MiG-29, JAS-39 Grippen)	5 (An-26)	14 (L-39, Yak-52)	35 Mi-8, Mi-24)		Total: 72 9 Saab JAS-39 Grippen being delivered
<b>ICELAND</b>					Coast Guard 3 (F-27, AS-365 Dauphin 2)	Total: 3 Coastguard, under jurisdiction of Ministry of Justice
<b>IRELAND</b>		2 (CN-235)	14 (PC-9, Cessna)	12 (SA-316 Alouette III, EC-135)		Total: 28 3 Bell-139 helicopters on order
<b>ITALY</b>	160 (AV-8 Harrier II, Eurofighter Typhoon, F-16, Tornado, AMX)	59 (G-222, C-130J Hercules, Falcon)	142 (MB-339, SF-260)	467 (A-109, Bell-205, Bell-212, Bell-206, NH-500)	Carabinieri, Customs, Coast Guard 197 (A-109, Bell-206, Bell-412)	Total: 1025 5 UAV predator 60 NH-90 helicopters on order 95 Eurofighter on order
<b>LATVIA</b>		2 (L-410)	7 (An-2, PZL-104)	3 (2 Mi-8)		Total: 12
<b>LITHUANIA</b>		5 (An-26, L-410)	8 (An-2, L-39)	9 (Mi-8)		Total: 22

Country	Combat Aircraft	Large Aircraft (Transport Type)	Light Aircraft (e.g. Trainers)	Helicopters	Para-Military	Remarks
LUXEMBOURG		19 (17 E-3A Sentry AWACS and 2 Boeing-CT/49 (training) Belonging to NATO and registered in Luxembourg)				Total: 19
MALTA			6 (Bulldog-T, BN-2 Islander)	6 (Alouette III, NH-500)		Total: 12
MOLDOVA			3 (3 An-72, An-26)	10 (Mi-8)		Total: 13
MONACO						
THE NETHERLANDS	107 (F-16 A/B)	7 (KDC-10, C-130)	13 (13 PC-7)	65 (SH-14 Lynx, CH-47 Chinook, AH-64 Apache)		Total: 192 20 NH-90 on order Delivery to start in 2007 10 CH-47 on order
NORWAY	58 (F-16 A/B)		15 (P-3C Orion, C-130H)	17 (Saab T-17)	43 (Bell-412, Sea King MK43, NFH-90)	Total: 133
POLAND	79 (MiG-29, Su-22, F-16)	25 (CN-295, An-26, Yak-40)	124 (24 An-2, 30 TS-11 Iskra, 34 PZL-130, 8 MiG-29, 9 Su-22)	245 (Mi-24, Mi-2, Mi-8, PZL W-3 Sokol)		Total: 473 44 F-16 on order
PORTUGAL	23 (F-16)	29 (P-3P Orion, C-212, C-130)	36 (Alpha Jet, TB-30 Epsilon)	33 (Lynx Mk-95, SA-316 Puma, EH-101)	National Republican Guard 7 (SA-315 Lama)	Total: 128 10 NH-90 helicopters on order 12 CASA CN-295 on order
ROMANIA	100 (MiG-21, IAR-99)	10 (C-130, An-24, An-26)	30 (MiG-21, IAR-99, L-39 Albatros)	73 (IAR-330 Puma, Alouette III)	Police 5 (Mi-8, Mi-17)	Total: 218 5 UAV Shadow-600

Country	Combat Aircraft	Large Aircraft (Transport Type)	Light Aircraft (e.g. Trainers)	Helicopters	Para-Military	Remarks
<b>SERBIA</b>	68 (MIG-21, J-22 Orao, 21 G-4 Super Galeb)	7 (An-26, Yak-40)	8 (UTVA-75)	54 (SA-341, SA-342 Gazelle)		Total: 137
<b>SLOVAKIA</b>	12 (MiG-29)	11 (An-24/26, L-410)	11 (L-39)	35 (Mi-17, Mi-24)	Police 5 (Mi-8, Mi-17)	Total: 74
<b>SLOVENIA</b>		1 (1 L-140)	12 (10 PC-9, 2 PC-6)	11 (AS-532 Horizon, Bell-412)		Total: 24
<b>SPAIN</b>	180 (F-18, Mirage F-1, Eurofighter, AV-8 Harrier)	117 (C-212, C-130, CN-235, CN-295)	177 (C-101 CASA)	228 (Bo-105, AS-532 Cougar, UH-1H Iroquois, SH-60, AS-332 Super puma)	Guardia Civil, Customs 45 (Bo-105, EC-135, CASA C-212)	Total: 747 63 Eurofighter on order 22 Eurocopter Tiger being delivered 45 NH-90 helicopters on order 27 A-400M on order
<b>SWEDEN</b>	128 (JAS-39 Grippen)	20 (Gulfstream IV, C-130)	96 (Saab SK-60)	35 (AB-412, AS-332 Cougar, A-109, KV-107)	Coast Guard 3 (3 CASA C-212)	Total: 282 3 UAV Sperwer 84 JAS-39 Grippen being delivered 15 Augusta A-109M helicopters being delivered 18 NH-90 helicopters are on order to replace the KV-107 and AB-412 (deliveries up to 2009)
<b>SWITZERLAND</b>	90 (F-5, F-18)	5 (Learjet 35, Falcon-50)	49 (PC-7, PC-9)	67 (AS-332 Super Puma, Alouette III)		Total: 211 4 UAV Ranger 20 EC-635 Eurocopter on order
<b>TURKEY</b>	402 (F-4, F-16C/D, F-5)	89 (CN-235, C-160 Transall, C-130)	180 (T-37, U-17 Cessna)	350 (Bell-212, UH-1H Iroquois, AS-532 Cougar)	Gendarmerie 72 (S-70 Black Hawk, Bell-205, Mi-17, CN-235)	Total: 1093 Some UAV different types 10 CN-235 on order 4 B-737 on order 10 A-400M on order



Country	Combat Aircraft	Large Aircraft (Transport Type)	Light Aircraft (e.g. Trainers)	Helicopters	Para-Military	Remarks
UKRAINE	330 (Su-24, Su-27, MiG-29, Su-25)	100 (An-26, An-24, IL-76)	120 (L-39 Albatros)	270 (Mi-24, Mi-8, Ka-25, Ka-27)	Coast Guard 12 (An-72, Ka-27)	Total: 822 5 An-70 on order
UNITED KINGDOM	312 (Eurofighter, Tornado, Harrier)	125 (C-130, C-17, VC-10)	348 (Hawk, Grob-115, Tucano)	575 (AH-64 Apache, Lynx, SA-341 Gazelle, Sea King, CH-47 Chinook, SA-330 Puma)		Total: 1360 Some UAV Phoenix About 40 aircraft (different types) in service in QinetiQ for research and experimentation Some UAV Predator 4 Sentinel R-1 being delivered 25 A-400M on order 170 Eurofighter on order
<b>TOTAL ECAC</b>	<b>3360 (3559)</b>	<b>1111 (1256)</b>	<b>2356 (2643)</b>	<b>4508 (4792)</b>	<b>438 (484)</b>	<b>TOTALS: 11863 (12734)</b>

*(2005 figures between brackets)*

Country	Combat Aircraft	Large Aircraft	Light Aircraft	Helicopters	Para-Military	Remarks
USA	3822 (F-18, A-10, F-15, F-16)  (4160)	2380 (C-130, C-5, C-17, C-12)  (2357)	1797 (T-34, T-6, T-37, T-38)  (1820)	5327 (UH-60, OH-58, AH-64, CH-47, UH-1H, CH-46, SH-60)  (5632)	Coast Guard 155 (C-130, HH-65)  (150)	Total: 13481 (14119) UAVs: different types in all services 100 F-22 Raptor on order 250 F-18 on order 300 Bell-407 on order

*(2005 figures between brackets)*

# Contacts

---

## *Jean-Robert Cazarré*

Director Civil-Military ATM Co-ordination

Telephone: ++32 2 729 35 50

Fax: ++32 2 729 30 08

[jean-robot.cazarre@eurocontrol.int](mailto:jean-robot.cazarre@eurocontrol.int)

## *Antonio Nogueras*

Military Expert

Telephone: ++32 2 729 46 69

Fax: ++32 2 729 30 08

[antonio.nogueras@eurocontrol.int](mailto:antonio.nogueras@eurocontrol.int)

## *Marie Nuhaan*

Directorate secretary

Telephone: ++32 2 729 31 16

Fax: ++32 2 729 30 08

[anne-marie.nuhaan@eurocontrol.int](mailto:anne-marie.nuhaan@eurocontrol.int)

## *Directorate Civil-Military ATM Co-ordination*

---

<http://www.eurocontrol.int/mil>



© European Organisation for the Safety of Air Navigation (EUROCONTROL)  
April 2007

*This document is published by EUROCONTROL in the interests of exchange of information. It may be copied in whole or in part, providing that EUROCONTROL is acknowledged as a source. The information contained in this document may not be modified without prior written permission from EUROCONTROL.*

<http://www.eurocontrol.int>